



CAREER PATHWAYS CONSORTIUM

Annual Report 2013 - 2014



A message from the Valencia Career Pathways Coordinator

The Orange – Osceola – Valencia Career Pathways Consortium

The mission of our Career Pathways consortium is to provide middle and high school students with the opportunity to earn college credit, putting them on track for a rewarding careers before they even leave high school. The partners that comprise the Orange – Osceola – Valencia Career Pathways Consortium includes representation from The Orange County Public School District; OCPS Tech Centers; The School District of Osceola County; Technical Education Center Osceola and Valencia College. Since its inception in 1995, the program has had 20,028 Career Pathways participants enroll at Valencia College; awarded 87,465 college credits and saved students \$6,190,676 in tuition costs.

The Orange – Osceola – Valencia Career Pathways Consortium plays a key role in both the Florida Career Pathways Network (FCPN) and National Career Pathways Network (NCPN) organizations. Our consortium had an opportunity to have students participate in the 2014 NCPN National conference held in Orlando Florida. The consortium was able to provide a Color Guard team that presented the National Colors from Wm. R. Boone HS Naval Junior Reserve Officer Training Corps and choral ensemble from Valencia College for the opening session of the NCPN conference; featured three student showcases that displayed student work in Career and Technical education at the NCPN Exhibit hall; and Orlando Tech's Digital Video Production class produced a video that was shown during the conference's closing session.

In addition, the Orange – Osceola – Valencia Career Pathways Consortium had 44 attendees at the 2014 NCPN National Conference and presented 6 of the conference breakout sessions. Our presentations featured the following information: Drafting Days; Adult Education Career Pathways: Climbing the Ladder to Success; You Can Go the Distance With a Career in Health Careers; Developing a Cybersecurity Career Pathway With Course Sequencing; Course Sequencing in Secondary Health Science Programs; and Career Readiness: Shifting the Paradigm.

It has been an exciting year for our consortium! We want to thank you for your commitment and continued support of the success of the Career Pathways Consortium.



Career Pathways Coordinator
Vice President of the Florida Career Pathways Network



Nicole Palmer

Office: 407-582-3485
npalmer7@valenciacollege.edu

career

PATHWAYS

ORANGE | OSCEOLA | VALENCIA



20,028
Students Enrolled

87,465
College Credits Awarded

\$6,190,676
Saved by Families

Orange County Public Schools, The School District of Osceola County, and Valencia College are partners in the Career Pathways program, which offers students the opportunity to focus on technical high school programs that will help train them for high-skill, high wage occupations. While high school students are preparing for careers and postsecondary education, they can begin to earn Valencia college credits by participating in joint assessments developed for many of the programs of study.

The information included in this booklet provides both a summary and details of outcomes for the consortium for the 2013-2014 school year. Topics covered include results for joint assessments and industry certification, Career Pathways students transitioning to Valencia College, the amount in tuition saved by these students, and the degrees they've earned.

Earn free credits at Valencia.
Because you don't have a money tree.
www.valenciacollege.edu/careerpathways

Career Pathways 2013-2014 Annual Report

Table of Contents

Summary and Charts

Executive Summary	1
2013-2014 Assessment Results	2
Fall 2014 Valencia Enrollment (1995-2014 High School Graduates)	3
Fall 2014 Valencia Enrollment (2014 High School Graduates)	4
Valencia Degrees Awarded to Career Pathways Students	5
Valencia Tuition Saved by Career Pathways Students	6

Detail: Assessment Results

2013-2014 Credits Earned through Career Pathways	7
Legend for Career Pathways Program Codes	14
2013-2014 Number of Students that Assessed, by Program	15
2013-2014 Number of Students that Earned Credit, by Program	16

Detail: Transition to Valencia

Fall 2014 Valencia Enrollment Majors (1995-2014 High School Graduates)	17
Fall 2014 Valencia Enrollment Degrees (2014 High School Graduates)	19
Valencia Degrees Awarded to Career Pathways Students	20
Valencia Tuition Saved by Career Pathways Students	21

Please direct questions to:

Danny E. Garner

Orange County Public Schools
407-317-3200, ext 2877
danny.garner@ocps.net
<http://www.ocps.net>

Bradley Kibbe

The School District of Osceola
407-518-4580
kibbeb@osceola.k12.fl.us
<http://www.osceola.k12.fl.us>

Nicole Palmer

Valencia College
407-582-3485
npalmer7@valenciacollege.edu
<http://www.valenciacollege.edu>

Orange • Osceola • Valencia Career Pathways Consortium

2013-2014 Annual Report - Executive Summary

The Career Pathways Annual Report reflects a continued strong partnership between Orange County Public Schools, The School District of Osceola County and Valencia College. While enrolled in Career Pathways programs, students are engaging in contextual learning activities and have the opportunity to participate in integrated curriculum projects. As evidenced by the detailed data contained in this booklet, Career Pathways is a viable program that provides career pathways for students and the incentive to continue their education in a postsecondary program.

Career Clusters and Pathways

Career Pathways are developed for all programs of study available in the consortium and are available on the consortium website <http://www.valenciacollege.edu/careerpathways>.

Opportunities are available for high school students and technical center adults to articulate to the college. Technical center articulation and other transfer articulation are available at <http://valenciacollege.edu/asdegrees/transferenceements.cfm>.

College Credit through Joint Assessments and Industry Certifications

- 5,744 Career Pathways students took 7,037 assessments.
- 4,163 students passed 4,954 assessments. This includes 257 who passed the Microsoft Office Specialist certification exam, and 53 who passed the Autodesk Certified User exam.
- The current dollar value of Valencia College credits available to all students who passed an assessment or industry certification exam this year is \$1,433,977 (13,914 credit hours overall at \$103.06 per credit hour).

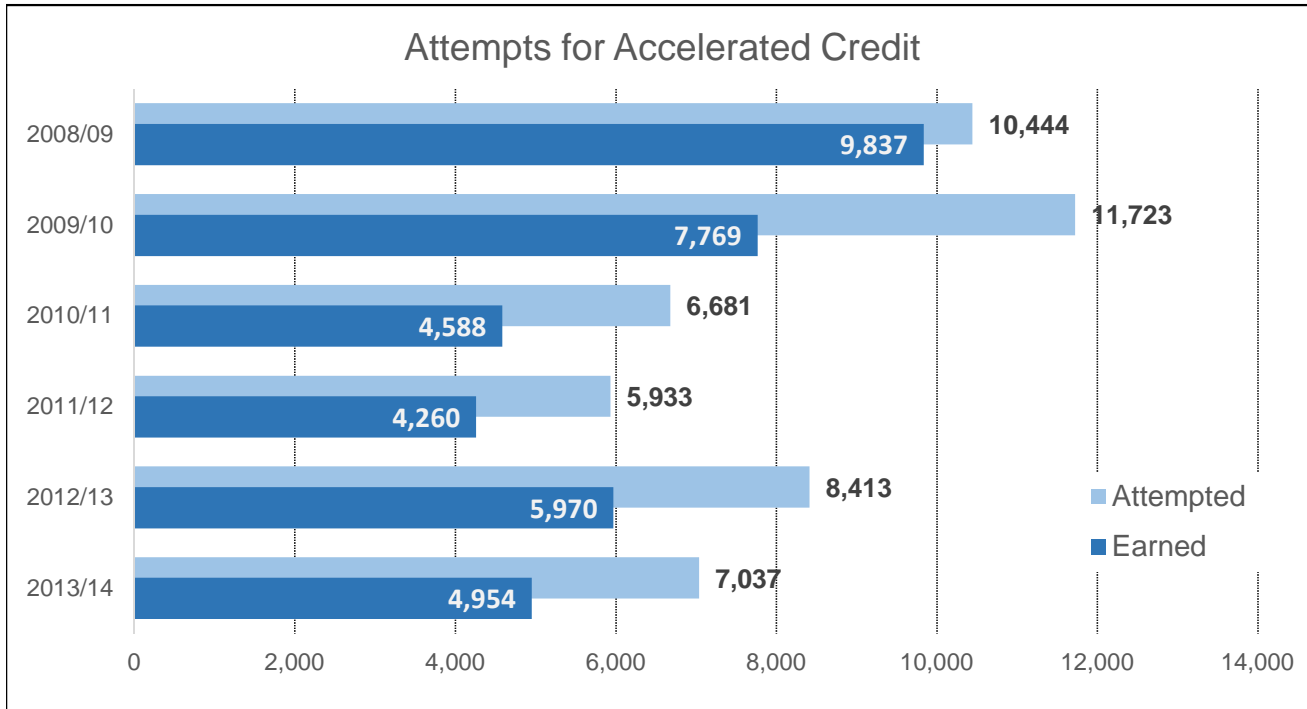
Postsecondary Transition -- Valencia College, Fall 2014

- 9,914 Career Pathways high school graduates were enrolled at Valencia during the Fall 2014 semester, which includes high school graduates from 1995 through 2014:
 - 40 (0.40%) are seeking a Bachelor's degree; 6,786 (68%) an AA degree; 935 (9%) an AA Pre-Major degree; 1,784 (18%) an AS or AAS degree; 111 (1%) a Technical Certificate, Applied Technology Diploma, or Vocational Credit Certificate; 8 (0.08%) a post-Associate certificate; and 250 (3%) are undeclared.
 - 2,097 of these students graduated from high school in 2014. 1,452 (69%) an AA Degree; 265 (13%) an AA Pre-Major Degree; 305 (15%) an AS or AAS Degree; 9 (0.43%) a Technical Certificate, Applied Technology Diploma, or Vocational Credit Certificate; and 66 (3%) are undeclared.
 - 1,399 (67%) of the 2014 graduates are from Orange County schools, and 669 (32%) from Osceola County schools. (The remaining 29 were GED recipients or unknown.)
- 58,621 high school students have become eligible to receive Valencia College credits by passing assessments in the Career Pathways program (includes students from 1995 to 2014):
 - Students can claim the credits up to 24 months after high school graduation.
 - 20,028 students (34% of the 58,621 eligible) have enrolled at Valencia within this window and were awarded 87,465 credit hours for a combined dollar value of \$6,190,676.
- Valencia retention rate for Career Pathways students after one year: 5,032 (50%) of the Career Pathways students who attended in Fall 2013 were also enrolled in Fall 2014.

Valencia Graduate Data

- 15,743 Career Pathways students have received 21,258 degrees and certificates from Valencia (1995-2014).
 - 10,920 (51%) AA Degrees in General Studies
 - 1,186 (6%) AA Pre-Major Degrees
 - 89 (0.42%) AAS Degrees
 - 681 (3%) Advanced Technical Diplomas
 - 1,847 (9%) AS Degrees
 - 3 (0.01%) Bachelor's Degrees
 - 6,327 (30%) Technical Certificates
 - 205 (0.96%) Vocational Credit Certificates

2013-2014 Assessment Results



Potential Dollar Value of Assessments

4,163 students passed at least one Career Pathways assessment during the 2013/14 school year. If they all attend Valencia, they would earn a total of 13,914 credits, saving a dollar value of \$1,433,977 at the current rate of \$103.06 per credit hour.

Over the previous five years, the average number of passing attempts for accelerated credit was 6,485 per year.

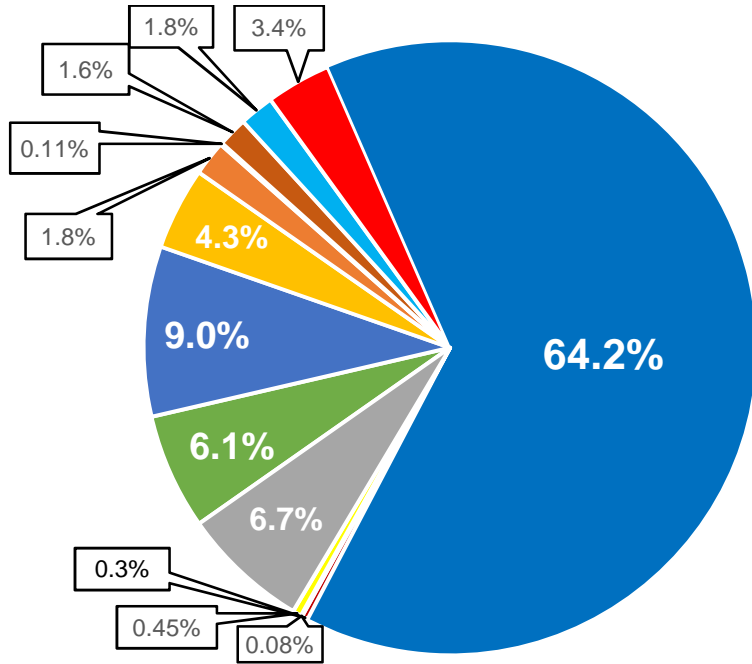
2013-14 Most Popular Programs - In Number of Students Assessing

- | | |
|-------------------------------|----------------------------------|
| 678 - Culinary Arts | 92 - Digital Video/TV Production |
| 423 - Health | 77 - Drafting |
| 417 - Pathways to Engineering | 76 - Music Production |
| 369 - Digital Design | 52 - Lodging Operations |
| 148 - Web Design/Development | 42 - Marketing |

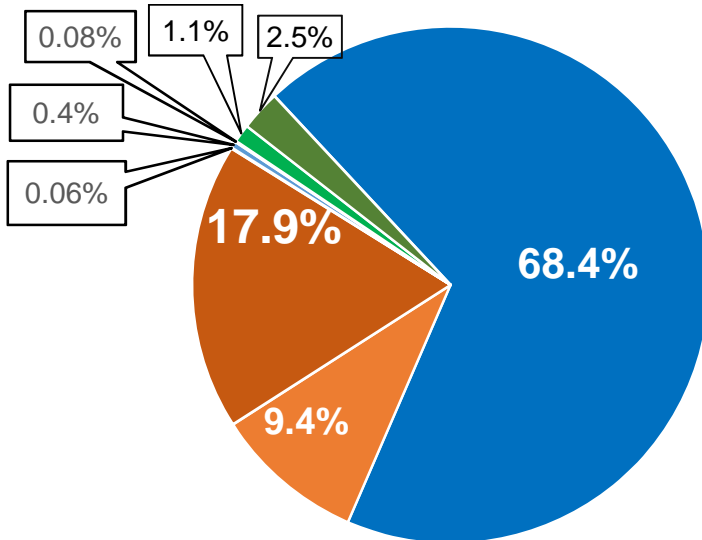
Core courses *Intro to Information Technology* and *Computing for Colleges and Careers* are not included in this ranking.



Fall 2014 Valencia Enrollment (1995-2014 High School Graduates)



Fall 2014 Enrollment by Program		
Program	# of CP Grads	% of CP Grads
Business	605	6.1%
Engineering and Technology	889	9.0%
Entertainment and Arts Technology	431	4.3%
Health	183	1.8%
Horticulture and Landscape	11	0.1%
Hospitality and Culinary	154	1.6%
Information Technology	180	1.8%
Public Service	340	3.4%
AA General Studies	6,369	64.2%
Other AA Pre-Majors	32	0.3%
Educator Preparation Institute	8	0.08%
Pending Admission	45	0.45%
Undeclared, Not Required	667	6.7%
Total	9,914	



Fall 2014 Enrollment by Degree Type		
Degree	# of CP Grads	% of CP Grads
AA Degree	6,786	68.4%
AA Pre-Major Degree	935	9.43%
AS Degree	1,778	17.9%
AAS Degree	6	0.06%
Bachelor's Degree	40	0.40%
Educator Preparation Institute	8	0.08%
Technical Certificate	111	1.1%
Undeclared	250	2.5%
Total	9,914	

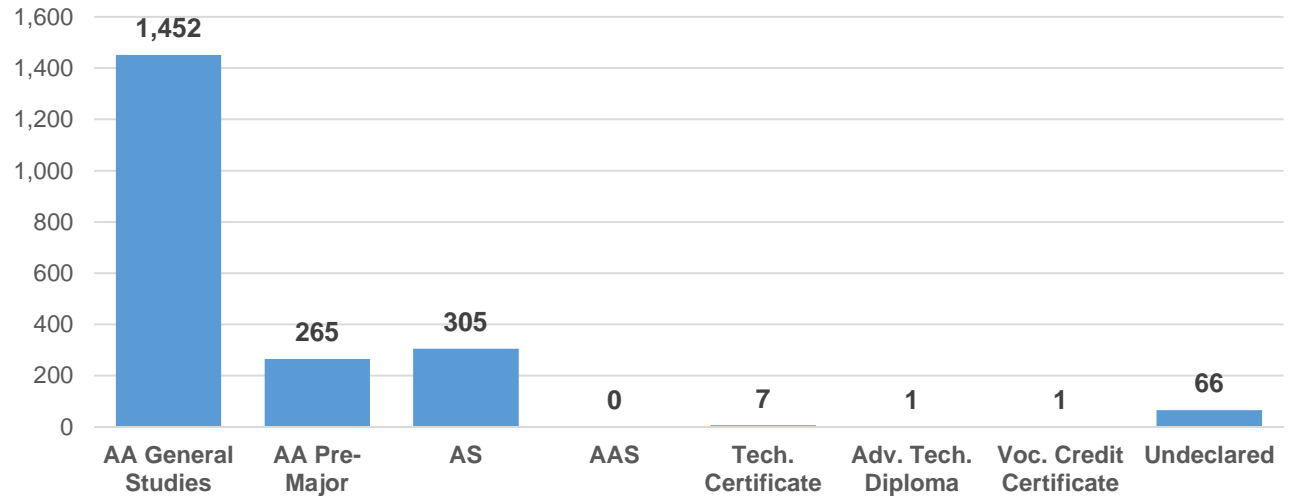
Fall 2014 Valencia Enrollment (2014 High School Graduates)

Fall enrollment at Valencia continues to include Career Pathways high school graduates from 1995 to present.

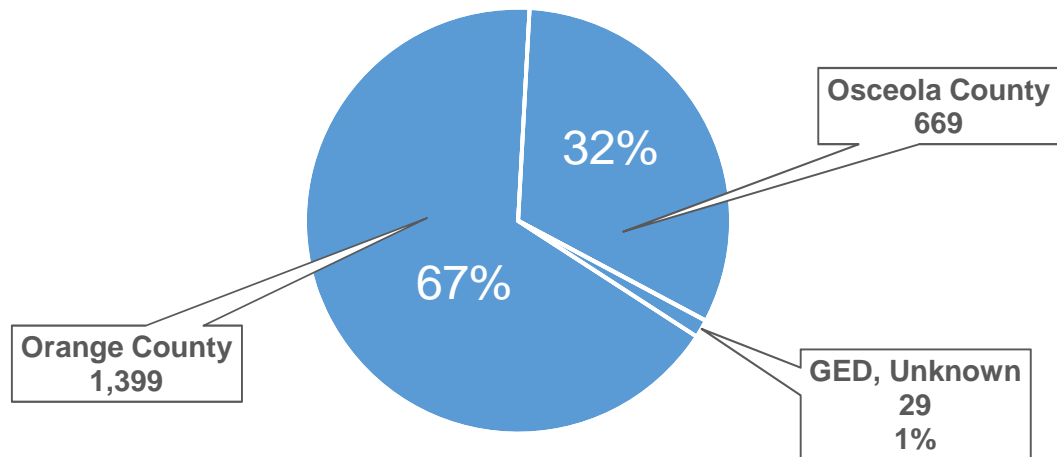
1995	16
1996	26
1997	42
1998	54
1999	47
2000	55
2001	63
2002	110
2003	154
2004	158
2005	232
2006	266
2007	310
2008	431
2009	482
2010	610
2011	996
2012	1720
2013	2045
2014	2097

Total: 9,914

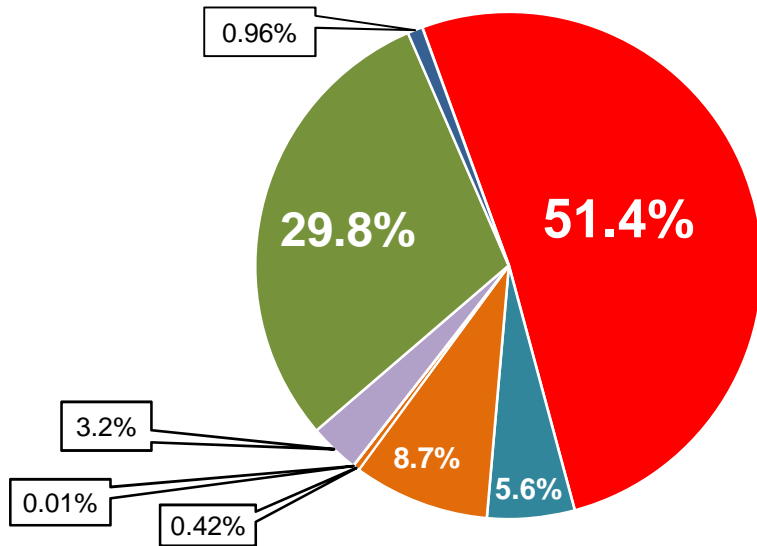
Degrees Sought by Career Pathways Students Who Graduated High School in 2014



2014 Career Pathways HS Grads by County



Valencia Degrees Awarded to Career Pathways Students



	Awarded	% of Grads
AA Degree General	10,920	51.4%
AA Degree Pre-Major	1,186	5.6%
Associate in Science Degree	1,847	8.7%
Associate in Applied Science	89	0.42%
Bachelor's Degree	3	0.01%
Applied Technology Diploma	681	3.2%
Technical Certificate	6,327	29.8%
Vocational Credit Certificate	205	0.96%
Total	21,258	

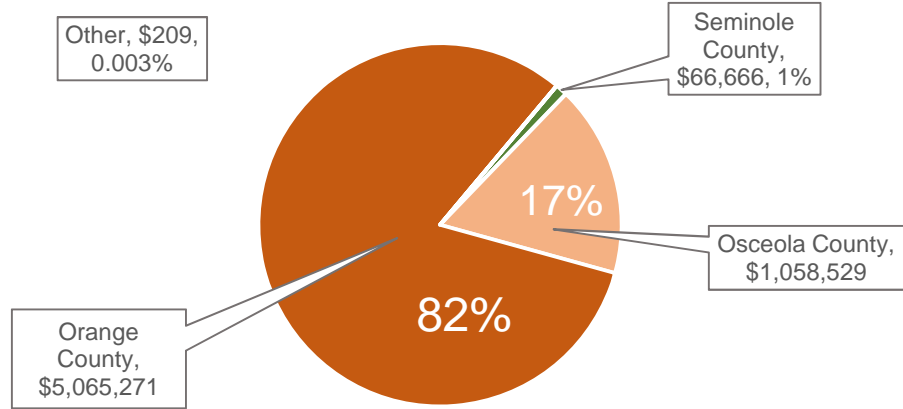
	Fall 2012	Fall 2013	+ / - Change	% Change
AA General Education	386	390	4	1%
AA Pre-Major	12	25	13	108%
Associate in Science	59	65	6	10%
Bachelor's Degree		1	1	-
Technical Certificate	324	337	13	4.0%
Applied Technology Diploma	11	14	3	27%
Vocational Credit Certificate	0	12	12	-
Totals	792	844	52	7%

Valencia Tuition Saved by Career Pathways Students

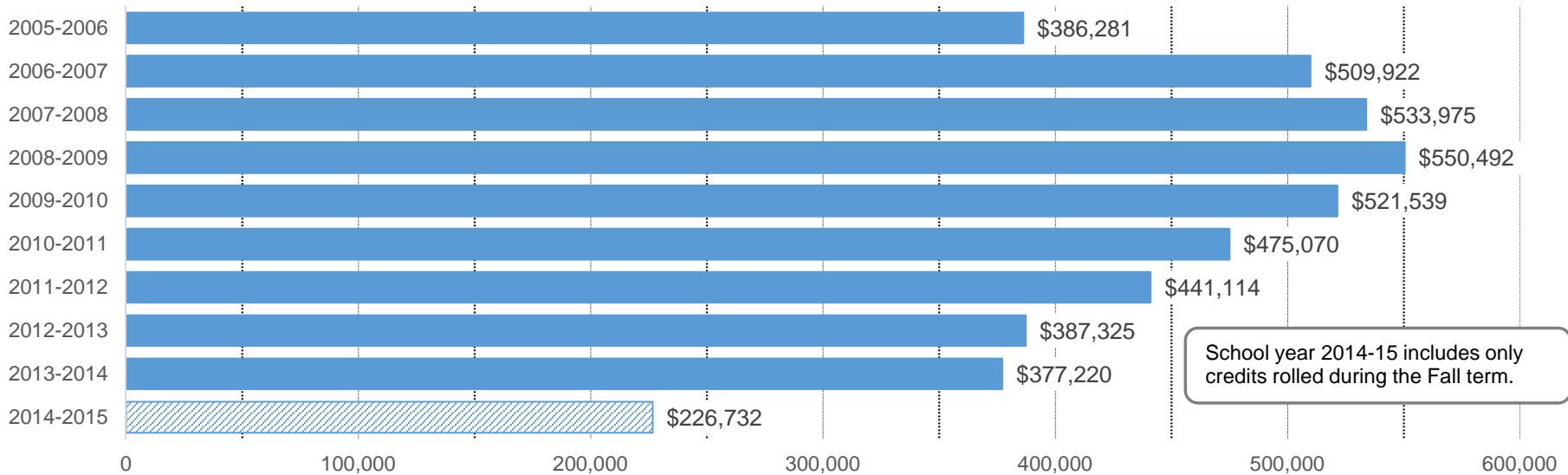
Since 1995, \$6,190,676 in tuition has been saved by 20,028 Career Pathways students who have attended Valencia.

The student count of 20,028 represents 34% of the 58,621 eligible high school students who have passed a Career Pathways assessment.

Dollar Value of Credits by County



Dollar Value of Career Pathway Credits Awarded by Valencia School Year



2013-2014 Credits Earned through Career Pathways

Program Area and Valencia Course Awarded	Accounting (AC)			Building Construction (BC)			Computing for College and Careers (BU)											
	APA1111C Basic Accounting			ETD1031C Intro to Construction			OST1141C Keyboarding			OST2852C Intro to MS Excel			OST1755C Intro to MS Word			OST2858C, OST2756C, OST2854C MS Office (bundle)		
	Attempted	Earned	Cr Hours	Attempted	Earned	Cr Hours	Attempted	Earned	Cr Hours	Attempted	Earned	Cr Hours	Attempted	Earned	Cr Hours	Attempted	Earned	Cr Hours
School																		
Orange County Public Schools																		
Apopka																		
Boone																		
Colonial																		
Cypress Creek	7	7	21															
Dr. Phillips	19	19	57															
East River																		
Edgewater																		
Evans																		
Freedom										1	1	1	1	1	1	66	66	594
Jones																		
Lake Nona																		
Oak Ridge																		
Ocoee																		
Olympia													21	11	11			
Timber Creek										15	15	15	43	43	43	114	114	1,026
Wekiva																		
West Orange							211	179	179	202	143	143	215	177	177	28	28	252
Winter Park	2	2	6															
Mid Florida Tech																		
Orlando Tech																		
Westside Tech																		
Middle Schools - Orange							70	43	43	57	50	50	101	59	59	29	6	54
Total OCPS	28	28	84				281	222	222	275	209	209	381	291	291	237	214	1,926
School District of Osceola																		
Celebration																		
Gateway																		
Harmony							27	18	18	18	15	15	18	11	11	9	9	81
Liberty							187	93	93				23	16	16	34	34	306
OCSA																		
Osceola																		
PATHS																		
Poinciana																		
St. Cloud																		
Middle Schools - Osceola							198	116	116	92	14	14	90	14	14			
Total Osceola							412	227	227	110	29	29	131	41	41	43	43	387
Total Consortium	28	28	84				693	449	449	385	238	238	512	332	332	280	257	2,313

Reflects assessment results reported by Orange and Osceola counties

2013-2014 Credits Earned through Career Pathways

Program Area and Valencia Course Awarded	Criminal Justice (PS)						Culinary Arts (CA)						Digital Design (DG)		
	CCJ1020, CJL2100 Intro to CJ, Criminal Law			CJE2003 CJ Career Choices			FOS2201 Food Service Sanitation Mgmt			FSS1203C Quantity Food Production			OST2813C Desktop Publishing		
	Attempted	Earned	Cr Hours	Attempted	Earned	Cr Hours	Attempted	Earned	Cr Hours	Attempted	Earned	Cr Hours	Attempted	Earned	Cr Hours
School															
Orange County Public Schools															
Apopka															
Boone	25	22	132	25	25	25									
Colonial							136	98	294				32	25	75
Cypress Creek							33	31	93	3	3	9			
Dr. Phillips													11	11	33
East River															
Edgewater															
Evans															
Freedom							3	1	3				5	0	0
Jones															
Lake Nona															
Oak Ridge															
Ocoee															
Olympia															
Timber Creek															
Wekiva							100	100	300						
West Orange													55	53	159
Winter Park							119	93	279				98	97	291
Mid Florida Tech							28	27	81	7	1	3			
Orlando Tech															
Westside Tech							16	16	48						
Middle Schools - Orange															
Total OCPS	25	22	132	25	25	25	435	366	1,098	10	4	12	201	186	558
School District of Osceola															
Celebration															
Gateway															
Harmony															
Liberty													61	61	183
OCSA															
Osceola							140	120	360	5	0	0	75	74	222
PATHS													20	19	57
Poinciana							89	20	60				12	11	33
St. Cloud															
Middle Schools - Osceola															
Total Osceola							229	140	420	5	0	0	168	165	495
Total Consortium	25	22	132	25	25	25	664	506	1,518	15	4	12	369	351	1,053

2013-2014 Credits Earned through Career Pathways

Program Area and Valencia Course Awarded	Digital Video/TV Production (TV)						Drafting (DF)					
	DIG2030C Digital Video and Sound			Tech Center Hours TV Tech Center Option			ETD1100C Engineering Drawing			ETD1320C Introduction to CADD		
	Attempted	Earned	Cr Hours	Attempted	Earned	Cr Hours	Attempted	Earned	Cr Hours	Attempted	Earned	Cr Hours
School												
Orange County Public Schools												
Apopka							12	12	36	25	20	60
Boone	9	2	6	9	9	0						
Colonial	9	1	3									
Cypress Creek				12	12	0						
Dr. Phillips							3	3	9			
East River												
Edgewater												
Evans												
Freedom												
Jones												
Lake Nona												
Oak Ridge												
Ocoee												
Olympia	27	6	18	34	34	0	22	22	66	28	27	81
Timber Creek	2	2	6	2	2	0						
Wekiva												
West Orange												
Winter Park	22	5	15				3	3	9			
Mid Florida Tech												
Orlando Tech												
Westside Tech												
Middle Schools - Orange												
Total OCPS	69	16	48	57	57	0	40	40	120	53	47	141
School District of Osceola												
Celebration												
Gateway												
Harmony												
Liberty	4	0	0									
OCSA												
Osceola												
PATHS												
Poinciana							14	14	42	16	16	48
St. Cloud												
Middle Schools - Osceola												
Total Osceola	4	0	0				14	14	42	16	16	48
Total Consortium	73	16	48	57	57	0	54	54	162	69	63	189

Reflects assessment results reported by Orange and Osceola counties

2013-2014 Credits Earned through Career Pathways

Program Area and Valencia Course Awarded	Graphics (GR)			Health (HO)						Intro to Information Technology (IT)								
	GRA1203C Layout, Design, Copy Prep			HSC1531 Medical Terminology			HSC1004 Professions of Caring			CGS1555C Internet Web Essentials			OST2852C Intro to MS Excel			OST1755C Intro to MS Word		
	Attempted	Earned	Cr Hours	Attempted	Earned	Cr Hours	Attempted	Earned	Cr Hours	Attempted	Earned	Cr Hours	Attempted	Earned	Cr Hours	Attempted	Earned	Cr Hours
School																		
Orange County Public Schools																		
Apopka				60	54	162	59	46	138									
Boone				48	30	90				287	174	522						
Colonial										175	121	363						
Cypress Creek				19	1	3	25	4	12	154	149	447						
Dr. Phillips	41	41	123	16	12	36				170	61	183						
East River										38	31	93						
Edgewater										56	43	129						
Evans										244	241	723						
Freedom										167	159	477						
Jones				22	0	0												
Lake Nona				36	3	9				148	81	243	1	0	0			
Oak Ridge																		
Ocoee										24	14	42						
Olympia										59	42	126						
Timber Creek																		
Wekiva										9	9	27						
West Orange																		
Winter Park										13	13	39						
Mid Florida Tech				21	0	0	22	7	21									
Orlando Tech				43	21	63	46	20	60									
Westside Tech																		
Middle Schools - Orange										533	441	1,323	1	1	1	17	8	8
Total OCPS	41	41	123	265	121	363	152	77	231	2,077	1,579	4,737	2	1	1	17	8	8
School District of Osceola																		
Celebration																		
Gateway				25	23	69	26	25	75									
Harmony																		
Liberty																		
OCSA																		
Osceola				21	15	45	40	36	108	1	1	3	120	86	86	119	89	89
PATHS																		
Poinciana																		
St. Cloud				33	29	87	25	2	6									
Middle Schools - Osceola										30	24	72						
Total Osceola				79	67	201	91	63	189	31	25	75	120	86	86	119	89	89
Total Consortium	41	41	123	344	188	564	243	140	420	2,108	1,604	4,812	122	87	87	136	97	97

Reflects assessment results reported by Orange and Osceola counties

2013-2014 Credits Earned through Career Pathways

Program Area and Valencia Course Awarded	Lodging Operations (HS)									Marketing (ME)			Music Production (MU)					
	HFT2223 Human Relations			HFT1000 Intro to Hospitality, Tourism			FOS2201 Food Service Sanitation Mgmt			MAR2011 Principles of Marketing			MUL1010, MUN1311 Music, Band, Chorus			MUT1011C Intro to Music Theory		
	Attempted	Earned	Cr Hours	Attempted	Earned	Cr Hours	Attempted	Earned	Cr Hours	Attempted	Earned	Cr Hours	Attempted	Earned	Cr Hours	Attempted	Earned	Cr Hours
School																		
Orange County Public Schools																		
Apopka																		
Boone													59	53	212	10	10	40
Colonial																		
Cypress Creek																		
Dr. Phillips										31	31	93						
East River																		
Edgewater																		
Evans																		
Freedom																		
Jones																		
Lake Nona																		
Oak Ridge	3	2	6				30	24	72									
Ocoee																		
Olympia																		
Timber Creek																		
Wekiva																		
West Orange																		
Winter Park										2	2	6						
Mid Florida Tech	19	19	57	21	21	63				9	9	27						
Orlando Tech																		
Westside Tech																		
Middle Schools - Orange																		
Total OCPS	22	21	63	21	21	63	30	24	72	42	42	126	59	53	212	10	10	40
School District of Osceola																		
Celebration																		
Gateway																		
Harmony																		
Liberty																		
OCSA													7	7	28			
Osceola																		
PATHS																		
Poinciana																		
St. Cloud													2	1	4			
Middle Schools - Osceola																		
Total Osceola													9	8	32			
Total Consortium	22	21	63	21	21	63	30	24	72	42	42	126	68	61	244	10	10	40

Reflects assessment results reported by Orange and Osceola counties

2013-2014 Credits Earned through Career Pathways

Program Area and Valencia Course Awarded	Pathways to Engineering (EP)			PC Support Services (PC)						Theater Arts (DR)					
	ETD1100C Engineering Drawing			CET2178C A+ Concepts (Hardware)			CET2179C A+ Concepts (Software)			THE1020 Introduction to Theatre			TPA2290C Technical Theater Production		
	Attempted	Earned	Cr Hours	Attempted	Earned	Cr Hours	Attempted	Earned	Cr Hours	Attempted	Earned	Cr Hours	Attempted	Earned	Cr Hours
School															
Orange County Public Schools															
Apopka	50	38	114												
Boone													18	18	54
Colonial															
Cypress Creek															
Dr. Phillips										18	16	48			
East River	71	5	15												
Edgewater	84	9	27												
Evans															
Freedom	18	18	54												
Jones															
Lake Nona															
Oak Ridge	53	0	0												
Ocoee															
Olympia															
Timber Creek	96	17	51												
Wekiva															
West Orange															
Winter Park															
Mid Florida Tech															
Orlando Tech															
Westside Tech															
Middle Schools - Orange															
Total OCPS	372	87	261							18	16	48	18	18	54
School District of Osceola															
Celebration															
Gateway															
Harmony	45	17	51												
Liberty															
OCSA															
Osceola															
PATHS															
Poinciana															
St. Cloud															
Middle Schools - Osceola															
Total Osceola	45	17	51												
Total Consortium	417	104	312							18	16	48	18	18	54

Reflects assessment results reported by Orange and Osceola counties

2013-2014 Credits Earned through Career Pathways

Program Area and Valencia Course Awarded	Web Design/Development (WB)		
	COP2822C		
	Website Development		
School	Attempted	Earned	Cr Hours
Orange County Public Schools			
Apopka			
Boone	52	0	0
Colonial			
Cypress Creek			
Dr. Phillips			
East River			
Edgewater	20	14	42
Evans			
Freedom			
Jones			
Lake Nona			
Oak Ridge			
Ocoee	1	1	3
Olympia			
Timber Creek			
Wekiva			
West Orange	43	35	105
Winter Park	6	6	18
Mid Florida Tech			
Orlando Tech			
Westside Tech			
Middle Schools - Orange			
Total OCPS	122	56	168
School District of Osceola			
Celebration			
Gateway			
Harmony			
Liberty	26	22	66
OCSA			
Osceola			
PATHS			
Poinciana			
St. Cloud			
Middle Schools - Osceola			
Total Osceola	26	22	66
Total Consortium	148	78	234

2013-2014 Career Pathways		
Total Credits by Joint Assessment or Industry Certification		
Attempted	Earned	Cr Hours
206	170	510
542	343	1,081
352	245	735
253	207	585
309	194	582
109	36	108
160	66	198
244	241	723
261	246	1,130
22	0	0
185	84	252
86	26	78
25	15	45
191	142	302
272	193	1,141
109	109	327
754	615	1,015
265	221	663
127	84	252
89	41	123
16	16	48
808	608	1,538
5,385	3,902	11,436
0	0	0
51	48	144
117	70	176
335	226	664
7	7	28
521	421	913
20	19	57
131	61	183
60	32	97
410	168	216
1,652	1,052	2,478
7,037	4,954	13,914

Potential Dollar Value at \$103.06 per Credit		
Joint Assessments	Industry Certifications (MOS, AutoCAD)	Combined
\$46,377	\$6,184	\$52,561
\$111,408		\$111,408
\$75,749		\$75,749
\$60,290		\$60,290
\$59,981		\$59,981
\$11,130		\$11,130
\$20,406		\$20,406
\$74,512		\$74,512
\$55,240	\$61,218	\$116,458
\$25,971		\$25,971
\$8,039		\$8,039
\$4,638		\$4,638
\$22,776	\$8,348	\$31,124
\$11,852	\$105,740	\$117,591
\$33,701		\$33,701
\$78,635	\$25,971	\$104,606
\$68,329		\$68,329
\$25,971		\$25,971
\$12,676		\$12,676
\$4,947		\$4,947
\$152,941	\$5,565	\$158,506
\$965,569	\$213,025	\$1,178,594
\$14,841		\$14,841
\$9,791	\$8,348	\$18,139
\$36,895	\$31,536	\$68,432
\$2,886		\$2,886
\$94,094		\$94,094
\$5,874		\$5,874
\$13,913	\$4,947	\$18,860
\$9,997		\$9,997
\$22,261		\$22,261
\$210,552	\$44,831	\$255,383
\$1,176,121	\$257,856	\$1,433,977

Reflects assessment results reported by Orange and Osceola counties

Legend for Career Pathways Program Codes

The column headings on Page 16 and 17 are Program codes used internally by Career Pathways. Below is a legend for these codes.

AC Accounting	HO Health
BC Building Construction	IT Introduction to Information Technology
BU Computing for Colleges and Careers (aka, Business)	HS Hospitality
PS Criminal Justice (aka, Public Service)	ME Marketing
CA Culinary Arts	MU Music Production
DG Digital Design	EP Pathways to Engineering (aka, Project Lead the Way)
TV Digital Video / TV Production	PC PC Support Services
DF Drafting	DR Theater Arts (aka, Drama)
GR Graphics	WB Web Design / Development

2013-2014 Number of Students that Assessed, by Program

School	AC	BC	BU	PS	CA	DG	TV	DF	GR	HO	IT	HS	ME	MU	EP	PC	DR	WB	Total Students
Orange County Public Schools																			
Apopka								12		60					50				122
Boone				25			9			48	287			67			18	52	492
Colonial					136	32	9				175								350
Cypress Creek	7				35		12			44	154								249
Dr. Phillips	19					11		3	41	16	170		31				18		302
East River											38				71				104
Edgewater											56				84			20	157
Evans											244								244
Freedom			68		3	5					167				18				255
Jones										22									22
Lake Nona										36	149								184
Oak Ridge												30			53				83
Ocoee											24							1	25
Olympia			21				34	24			59								138
Timber Creek			158				2								96				256
Wekiva					100						9								109
West Orange			292			55												43	381
Winter Park	2				119	98	22	3			13		2					6	255
Mid Florida Tech					35					24		22	9						90
Orlando Tech										47									47
Westside Tech					16														16
Middle Schools - Orange			144								550								694
Total - OCPS	28	0	683	25	444	201	88	42	41	297	2,095	52	42	67	372	0	36	122	4,575
School District of Osceola																			
Celebration																			
Gateway										28									28
Harmony			27												45				71
Liberty			194			61	4											26	278
OCSA														7					7
Osceola					145	75				40	123								364
PATHS						20													20
Poinciana					89	12		16											113
St. Cloud										58				2					60
Middle Schools - Osceola			198								30								228
Total - Osceola			419		234	168	4	16		126	153		0	9	45			26	1,169
Total Consortium	28	0	1,102	25	678	369	92	58	41	423	2,248	52	42	76	417	0	36	148	5,744

"Total Students" is adjusted for students that assessed in more than one Area.

Please see Page 15 for program code legend.

2013-2014 Number of Students that Earned Credit, by Program

School	AC	BC	BU	PS	CA	DG	TV	DF	GR	HO	IT	HS	ME	MU	EP	PC	DR	WB	Total Students
Orange County Public Schools																			
Apopka								12		56					38				106
Boone				25			9			30	174			61			18		309
Colonial					98	25	1				121								244
Cypress Creek	7				32		12			5	149								205
Dr. Phillips	19					11		3	41	12	61		31				16		187
East River											31				5				36
Edgewater											43				9			14	66
Evans											241								241
Freedom			68		1						159				18				241
Jones																			
Lake Nona										3	81								84
Oak Ridge												24							24
Ocoee											14							1	15
Olympia			11				34	24			42								111
Timber Creek			158				2								17				177
Wekiva					100						9								109
West Orange			264			53												35	345
Winter Park	2				93	97	5	3			13		2					6	215
Mid Florida Tech					28					7		22	9						66
Orlando Tech										27									27
Westside Tech					16														16
Middle Schools - Orange			75								449								524
Total - OCPS	28	0	576	25	368	186	63	42	41	140	1,587	46	42	61	87	0	34	56	3,348
School District of Osceola																			
Celebration																			
Gateway										27									27
Harmony			25												17				42
Liberty			104			61												22	182
OCSA														7					7
Osceola					120	74				36	102								316
PATHS						19													19
Poinciana					20	11		16											44
St. Cloud										31				1					32
Middle Schools - Osceola			122								24								146
Total - Osceola			251		140	165	0	16		94	126		0	8	17			22	815
Total Consortium	28	0	827	25	508	351	63	58	41	234	1,713	46	42	69	104	0	34	78	4,163

"Total Students" is adjusted for students that assessed in more than one Area.

Please see Page 15 for program code legend.

Fall 2014 Valencia Enrollment Majors (1995-2014 High School Graduates)

Business		Engineering and Technology		Entertainment and Arts Technology	
AAS Bus Adm Management	2	AAP Architecture - Articulated UF	22	AAP Art, Studio Art Ringling	5
AS Accounting Technology	50	AAP Architecture Articulate UCF	61	AAP Art, Studio/Fine Art	74
AS Bus Admin - Finance Spec	28	AAP Computer Science Pre-Major - Articulated I	162	AAP Dance Performance	8
AS Bus Admin - HR Mgmt Spec	20	AAP Elect & Comp Engineer Artic	45	AAP Music Performance	63
AS Bus Admin - Intl Bus Spec	10	AAP Engineering - Articulated FIT	9	AAP Theater/Drama/Dram Arts	40
AS Bus Admin - Marketing Spec	29	AAP Engineering - Articulated UCF	395	AS Dig Media Video and Motion	1
AS Bus Admin - Mgmt Spec	87	AAP Engineering - Articulated UF	4	AS Digital Media - Live Event	10
AS Bus Admin - Prop/Cas Ins Sp	2	AAP Engineering-Articulated UM	3	AS Digital Media - Video Graphics	18
AS Bus Admin - Real Estate Spe	6	AS Building Construction Tech	6	AS Digital Media-Mobile Journa	6
AS Bus Admin - Small Bus Spec	27	AS Civil/Survey Engineering Tech	9	AS Digital Media-Web Developer	2
AS Bus Mgmt - Intl Business	2	AS Computer Engineering Tech - Cisco	6	AS Film Production Technology	8
AS Business Administration	194	AS Computer Engineering Tech - Cyber Secur	7	AS Graphic Design Spec	50
AS Business Mgmt - Finance Specialization	5	AS Computer Engineering Tech - Microsoft	10	AS Graphic Design Technology Specialization	19
AS Business Mgmt - HR Mgmt Specialization	5	AS Drafting and Design Technology	17	AS Interactive Design Spec	23
AS Business Mgmt - Management Specialization	16	AS EET Robotics & Mechatronics	9	AS Live Show Product Special	17
AS Business Mgmt - Marketing Specialization	4	AS Elec Eng w/ Robotics and Sim	3	AS Production Design Special	2
AS Business Mgmt - Real Estate Mgmt Specializat	1	AS Electronics	27	AS Sound Technology Special	5
AS Business Mgmt - Small Business Specializator	4	AS Laser and Photonics	4	AS Sound/Music-Aud Eng Tech	25
AS Industrial Mgmt Technology	7	AS NET - Cisco Routing Spec	15	AS Sound/Music-Music Perform	7
AS Med Off Adm Med Front Offic	43	AS NET - Cyber Security Spec	23	AS Sound/Music-Sound Tech	39
AS Med Off Adm Medical Transcr	12	AS NET - MS Systems Admin Spec	11	TC Digital Video Edit/Post-Production	1
AS Medical Info Coder/Biller	10	AS Telecommunicat and Wireless	6	TC Graphic Design Production	4
AS Medical Office Administration	6	BS Computer Systems Technology	10	TC Graphics Inter Design Tech	2
AS Office Administration	16	BS Elec and Comp Engg - Laser	4	TC Theater Stage Technology	1
TC Accounting Applications	1	BS Elec and Comp Engr-AudioEle	1	TC Webcast Technology	1
TC Business Management TC	4	BS Electrical / Electronic Systems Tech	14	Total Entertainment and Arts Technology	431
TC Human Resources Management	3	TC AutoCAD Drafting	3		
TC Human Resources Operation	1	TC Cybersecurity	1		
TC Med Off Spec-Med Front Off	1	TC Drafting Architectural	1		
TC Med Off Spec-Med Transcript	1	TC Drafting Mechanical	1		
TC Medical Information Coder/Biller Admin	3	Total Engineering and Technology	889		
TC Medical Office Management	4				
TC Office Management	1				
Total Business	605				

Degree Types

AA = Associate in Art
AS = Associate in Science
AAS = Associate in Applied Science
ATD = Applied Technology Diploma
BS = Bachelors of Science
EPI = EPI post-graduate certificate
TC = Technical Certificate
VCC = Vocational Credit Certificate

Continued next page...

Fall 2014 Valencia Enrollment Majors (1995-2014 High School Graduates)

Health	
AS Cardiovascular Technology	4
AS Dental Hygiene	6
AS Diagnostic Med Sonography	3
AS Emergency Medical Services	22
AS Health Information Tech	11
AS Nursing, R.N.	72
AS Online RN Adv Standing Trac	10
AS Radiography	5
AS Respiratory Care Therapy	8
ATD Emergency Medical Technology	8
BS Cardio - Comm Health	2
BS Computed Tomography	5
BS Magnetic Resonance Imaging	2
BS Quality Mgmt (Radiologic & Imaging Science)	2
TC Emergency Medical Tech	5
TC Magnetic Reson Imaging	4
TC Paramedic Technology	14
Total Health	183

Horticulture and Landscape	
AS Horticulture	10
AS Landscape	1
Total Horticulture and Landscape	11

Hospitality and Culinary	
AAS Hospitality Management	1
AS Baking and Pastry Management	36
AS Culinary Management	38
AS Hosp/Tour Mgmt-Hosp/Tour Mg	9
AS Hospitality & Tourism Mgmt Articulated to BS	16
AS Host/Tour Mgmt-Art Car Path	38
AS Rest & Food Serv Mgmt	6
TC Baking and Pastry Arts	3
TC Culinary Arts	2
TC Hosp-Event Planning Mgmt	1
TC Hospitality - Guest Services Spec	3
TC Hospitality Food / Beverage Mgmt	1
Total Hospitality and Culinary	154

Information Technology	
AAP Information Technology USF	12
AS Computer Information Tech	77
AS Computer Program/Analysis	75
TC Comp Info Tech Specialist	3
TC Computer Prg Analyst	1
TC Computer Programming	3
TC IT Security	4
TC IT Support	4
TC Web Develop Specialist	1
Total Information Technology	180

Public Service	
AAS Criminal Justice Technology	3
AS AS Fire Sci Tech Fire Officer	1
AS AS to BS Crim Just: Homeland	22
AS Criminal Justice Artic AS-BS	216
AS Fire Sci Tech: Fire Off II	1
AS Fire Sci Tech: Fire Offcr I	12
AS Fire Sci Tech: Firesafety I	1
AS Fire Tech: Firesafety II	2
AS Litigation	53
AS Transactional	9
TC Crimial Justice Tech Specialization	3
TC Fire Officer I	2
VC Fire Fighter (Min Standrds)	8
VC Law Enforcement Officer	7
Total Public Service	340

AA and Pre-Majors	
AA General Studies	6369
AA Not Required	417
AAP Mgmt/Ethics Articu Asbury	1
AAP Sign Language Interpret	31
Undeclared	250
Total AA and Pre-Majors	7,068

Pending Admission to a Program	
AS Cardiovascular Tech Pending	2
AS Dental Hygiene Pending	8
AS Diag Med Sonogrpahy Pending	4
AS Emergency Med Tech Pending	2
AS Health Info Tech Pending	2
AS Nursing, RN Pending	20
AS Radiogrpahy Pending	3
AS Respiratory Care Pending	3
AS RN Adv Stand Pending	1
Total Pending Admission to a Program	45

EPI (post-Associate certificate)	
EP Educator Preparation Institute	8

Total Career Pathways students enrolled:	
Without Pending	9,869
Including Pending	9,914

Fall 2014 Valencia Enrollment Degrees (2014 High School Graduates)

School	Associate in Arts: General	Associate in Arts: Pre-Major	Associate in Science	Associate in Applied Science	Technical Certificate	Undeclared / Transient	Applied Technology Diploma	Vocational Credit Certificate	Total Career Pathways HS Grads Attending	% Attending by District
Orange County Public Schools										
Apopka	35	6	4						45	3.2%
Boone	75	21	13			1			110	7.9%
Colonial	78	15	12		1	1			107	7.6%
Cypress Creek	89	11	16			1			117	8.4%
Dr. Phillips	68	13	21		2	5			109	7.8%
East River	29	7	3			2			41	2.9%
Edgewater	16	2	2		1	1			22	1.6%
Evans	31	1	8			1			41	2.9%
Freedom	75	16	13			6			110	7.9%
Jones	17	1	2						20	1.4%
Lake Nona	37	9	8			7			61	4.4%
Oak Ridge	23	7	5			1			36	2.6%
Ocoee	54	9	10			3			76	5.4%
Olympia	40	13	15		2	3			73	5.2%
Timber Creek	44	12	20			4		1	81	5.8%
University	70	15	9			1			95	6.8%
Wekiva	18	4	6			1			29	2.1%
West Orange	65	18	16			7			106	7.6%
Winter Park	59	15	9			6			89	6.4%
Charter High School	22	1	1						24	1.7%
Alternative School	1	3	1			2			7	0.5%
Total Orange County	946	199	194	0	6	53	0	1	1,399	
School District of Osceola										
Celebration	43	3	9			3			58	8.7%
Gateway	81	11	21			2	1		116	17.3%
Harmony	63	7	12		1	2			85	12.7%
Kissimmee									0	0.0%
Liberty	56	4	9						69	10.3%
Osceola	70	10	23			3			106	15.8%
OCSA	16	3	2						21	3.1%
PATHS	41	7	5						53	7.9%
Poinciana	38	4	3						45	6.7%
St. Cloud	62	8	14			1			85	12.7%
Zenith	2	1	1						4	0.6%
Charter High School	19	3	2			1			25	3.7%
Alternative School			2						2	0.3%
Total Osceola County	491	61	103	0	1	12	1	0	669	
Other *	15	5	8	0	0	1	0	0	29	
Consortium Total	1,452	265	305	0	7	66	1	1	2,097	
% Degree Seeking	69.2%	12.6%	14.5%	0.00%	0.3%	3.1%	0.0%	0.05%		

* Other includes GED, Out of District, and Unknown

Valencia Degrees Awarded to Career Pathways Students

Valencia School Year Degree Was Awarded	Applied Technology Diploma	Associate in Applied Science	AA Degree General	AA Degree Pre-Major	Associate in Science Degree	Bachelor's Degree	Technical Certificate	Vocational Credit Certificate	Total
1995-1996	9								9
1996-1997	5		7						12
1997-1998	11		81		1		2		95
1998-1999	14		196		12		9		231
1999-2000	21		278	1	4		9		313
2000-2001	31		373	2	33		18		457
2001-2002	70	2	837	49	81		66	1	1,106
2002-2003	41	9	306	38	43		103	10	550
2003-2004	36	2	404	86	90		248	20	886
2004-2005	59	10	511	143	99		497	24	1,343
2005-2006	60	11	482	187	125		400	30	1,295
2006-2007	30	6	542	199	115		409	30	1,331
2007-2008	49	9	432	218	115		447	10	1,280
2008-2009	36	10	835	17	140		524	11	1,573
2009-2010	56	7	1,049	24	177		721	15	2,049
2010-2011	35	15	1,186	42	196		660	14	2,148
2011-2012	21	6	768	39	118		726	9	1,687
2012-2013	48	2	1,463	69	289	2	729	2	2,604
2013-2014	49		1,170	72	209	1	759	29	2,289
Total All Years	681	89	10,920	1,186	1,847	3	6,327	205	21,258
Percentage by Degree	3.2%	0.42%	51.4%	5.6%	8.7%	0.01%	29.8%	0.96%	

Valencia Tuition Saved by Career Pathways Students

School Year Credit was Rolled	Tuition per Credit	Orange County			Osceola County			Seminole County			TOTALS		
		# of Credits Rolled	Dollar Value	# of CP Grads	# of Credits Rolled	Dollar Value	# of CP Grads	# of Credits Rolled	Dollar Value	# of CP Grads	# of Credits Rolled	Dollar Value	# of CP Grads
1994-1995	\$35.75	69	\$2,467	16	37	\$1,323	7				106	\$3,790	23
1995-1996	\$35.75	1,065	\$38,074	225	313	\$11,190	65				1,378	\$49,264	290
1996-1997	\$36.75	63	\$2,315	11	18	\$662	4				81	\$2,977	15
1997-1998	\$42.50	1,342	\$57,035	322	215	\$9,138	51				1,557	\$66,173	373
1998-1999	\$45.34	2,397	\$108,680	374	417	\$18,907	68				2,814	\$127,587	442
1999-2000	\$47.29	2,536	\$119,927	404	256	\$12,106	45				2,792	\$132,034	449
2000-2001	\$49.34	3,943	\$194,548	647	530	\$26,150	92	24	\$1,184	8	4,497	\$221,882	747
2001-2002	\$52.15	4,271	\$222,733	679	589	\$30,716	117	66	\$3,442	21	4,926	\$256,891	817
2002-2003	\$53.67	4,440	\$238,295	751	732	\$39,286	137	115	\$6,172	37	5,287	\$283,753	925
2003-2004	\$57.62	4,308	\$248,227	769	673	\$38,778	138	228	\$13,137	63	5,209	\$300,143	970
2004-2005	\$60.47	4,763	\$288,019	980	553	\$33,440	110	249	\$15,057	73	5,565	\$336,516	1,163
2005-2006	\$66.11	4,927	\$325,724	1,116	643	\$42,509	134	273	\$18,048	78	5,843	\$386,281	1,328
2006-2007	\$69.69	6,276	\$437,374	1,524	978	\$68,157	222	63	\$4,390	19	7,317	\$509,922	1,765
tuition changed mid-year		6,221	\$443,148	1,549	1,255	\$89,154	293	21	\$1,463	6	7,497	\$533,766	1,848
2007-2008	\$69.69	3,895	\$271,443	988	845	\$58,888	205	21	\$1,463	6	4,764	\$332,003	1,200
	\$73.82	2,326	\$171,705	561	410	\$30,266	88				2,736	\$201,972	649
2008-2009	\$77.83	5,951	\$463,166	1,446	1,092	\$84,990	263	30	\$2,335	10	7,073	\$550,492	1,719
2009-2010	\$87.36	4,978	\$434,878	1,359	985	\$86,050	254	7	\$612	2	5,970	\$521,539	1,615
2010-2011	\$91.73	4,199	\$385,174	1,230	971	\$89,070	269	9	\$826	2	5,179	\$475,070	1,501
2011-2012	\$99.06	3,674	\$363,946	1,120	779	\$77,168	254				4,453	\$441,114	1,374
2012-2013	\$99.06	3,029	\$300,053	925	881	\$87,272	252				3,910	\$387,325	1,177
2013-2014	\$99.06	2,560	\$253,594	695	1,248	\$123,627	300				3,808	\$377,220	995
2014-2015	\$103.06	1,338	\$137,894	333	862	\$88,838	158				2,200	\$226,732	491
Totals by County:		72,350	\$5,065,271	16,475	14,027	\$1,058,529	3,233	1,085	\$66,666	319	87,465	\$6,190,676	20,028

2014-2015 figures are as of Fall 2014.

2007-2008 school year adjusted for an Ohio student who earned 3 credit hours and saved \$209.

Overall Totals **87,465** total Career Pathways credits that were rolled onto Valencia transcripts
\$6,190,676 total amount saved in tuition by Career Pathways students who have attended Valencia
20,028 total number of students who have received Valencia credits