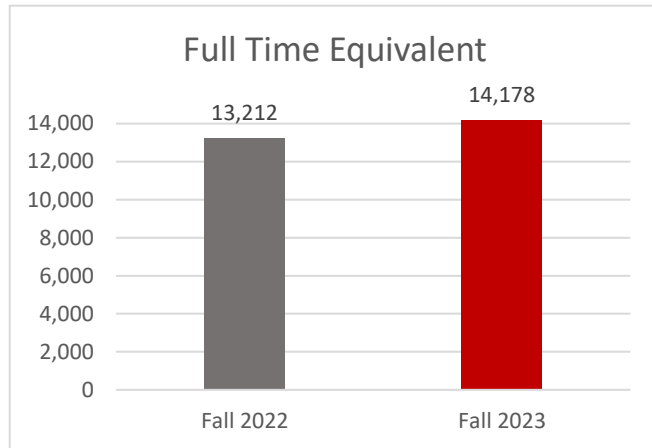
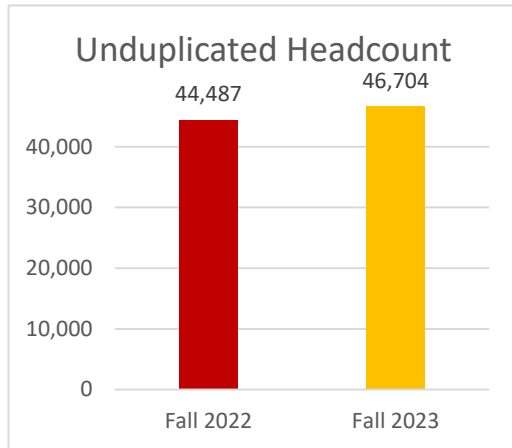


Fall 2023 Enrollment Report

Headcount/FTE Comparison

The total number of students enrolled at Valencia increased 5.0% from Fall 2022 to Fall 2023, and full-time equivalent (FTE) enrollment (a measure of credit hours) increased 7.3% from last fall.



Enrollment by Student Type

We continue to see strong enrollment across the primary student types of First-Time-in-College (FTIC), Returner, and Transfer. The largest percentage increase (7.1%) was in Returner student enrollment, which accounts for nearly 60% of our overall enrollment each term. FTIC students from Osceola County increased by more than 10% over last Fall.

| Student Type | Fall 2022 Headcount | Fall 2023 Headcount | Difference |
|----------------------------------|---------------------|---------------------|------------|
| First-Time-In-College | 7,823 | 8,229 | 5.2% |
| Returner | 25,701 | 27,536 | 7.1% |
| First-Time @ Valencia (Transfer) | 2,998 | 3,105 | 3.6% |

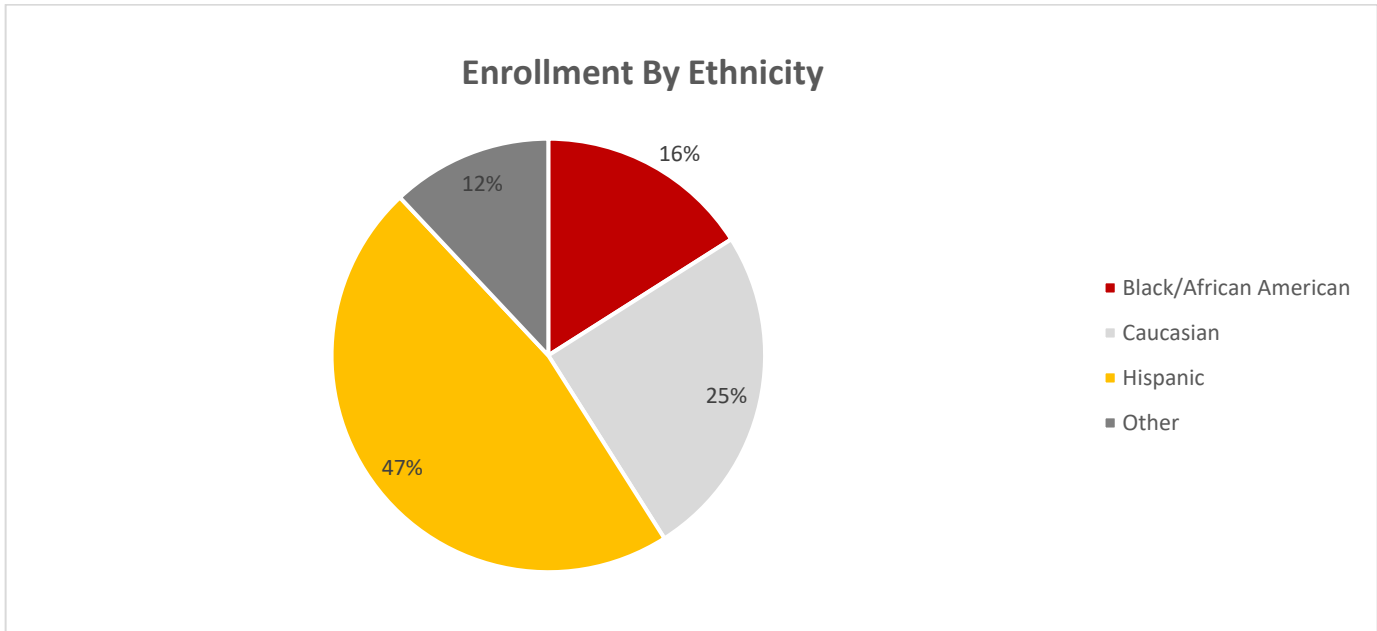
Enrollment by Modality

While online courses remain popular, there were substantial increases in enrollment in mixed mode and onsite classes. More than 60% of students have at least one class that meets on campus.

| Student Modality | Headcount | Percent of Overall Enrollment |
|--------------------|-----------|-------------------------------|
| On Campus Only | 7,696 | 16% |
| Online Only | 18,142 | 39% |
| Online & On Campus | 20,863 | 45% |

Enrollment by Ethnicity

For Fall 2023, 47% of students enrolled at Valencia are Hispanic. For comparison, Hispanic students comprised approximately 45% of enrollment for Fall 2022. Fall 2023 enrollment shows a 14.5% increase of Hispanic students from Osceola County and a 7.5% increase from Orange County. There is also a 2.6% increase in enrollment of Black and African American students.



Enrollment by Gender

Overall, the gender breakdown for enrollment is roughly 58% female and 40% male (the remaining 2% is unreported). Male student enrollment continues to strengthen. There was a 6.3% increase in male student enrollment for Fall 2023 compared to a 4.9% increase in female enrollment. This includes an 11% increase in Hispanic male enrollment, a 5.2% increase in Black and African American male enrollment, and a 2.6% increase in Caucasian male student enrollment.

