

IPEDS 2021-22 Data Collection System

IPEDS HELP DESK (877) 225-2568 | ipedshelp@rti.org
OMB NO. 1850-0582 v.29 : Approval Expires 8/31/2022
User ID: P1381871

Student Financial Aid 2021-22

Institution: Valencia College (138187)

User ID: P1381871

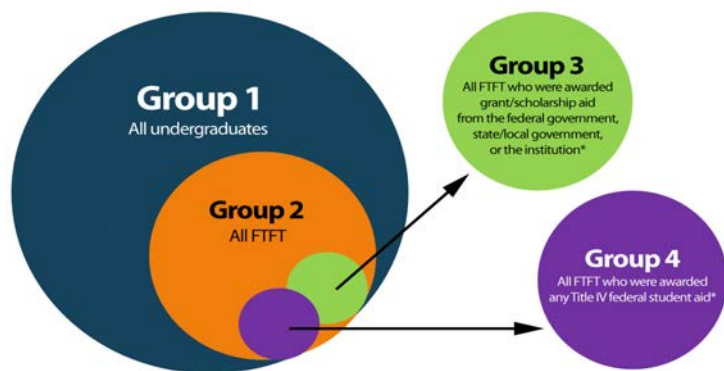
Overview

IPEDS Student Financial Aid Component Overview - Public Academic Reporters

Welcome to the Student Financial Aid (SFA) component. The purpose of the SFA component is to collect information about financial aid provided to various groups of undergraduate students and military/veteran educational benefits for all students at your institution.

Data Reporting Reminders:

- Report data to accurately reflect the time period corresponding with the IPEDS survey component, even if such reporting is seemingly inconsistent with prior-year reporting. For example, if a summer term began later than usual due to Coronavirus Pandemic postponements, continue to report using the timeframes as defined in the IPEDS instructions. NCES expects that some data reported during the 2021-22 data collection year will vary from established prior trends due to the impacts of Coronavirus Pandemic. If an error edit is triggered even when submitting accurate data, please indicate in the corresponding context box or verbally to the Help Desk that the seemingly inconsistent data are accurate and reflect the effects of Coronavirus Pandemic.
- Undergraduate Student Groups
You will be asked to report information for different groups of students.
 - Group 1: All undergraduate students
 - Group 2: Of Group 1, full-time, first-time degree/certificate-seeking students (FTFT)
 - Group 3: Of Group 2, FTFT students who paid the in-state/in-district tuition rate and were awarded any grant/scholarship aid from the federal government, state/local government, or the institution
 - Group 4: Of Group 2, FTFT students who paid the in-state/in-district tuition rate and were awarded any Title IV federal student aid



*For public institutions, include only those students paying the in-state or in-district tuition rate. For program reporters, include only those students enrolled in the institution's largest program.

- COA Revisions
Revisions to Cost of Attendance (COA) used to calculate the net price of attendance can be made in this component. Consult the instructions and screens to make sure you are reporting the correct aid amounts for the correct groups of students.
- College Affordability and Transparency Lists
Net price amounts calculated in SFA will be used to populate the U.S. Department of Education's College Affordability and Transparency lists.
- Interactive Edits and Error Messages
SFA contains interactive edits that will check for blank fields, invalid values, or values that fall outside expected ranges. Some error messages will require you to confirm or explain the values that you entered. Some error messages are fatal and will require you to contact the IPEDS Help Desk at (877) 225-2568 for resolution.
- Context Boxes
You will find optional text boxes throughout SFA. Context boxes allow you to provide more information about the data you enter. Some of these context boxes may be made available to the public on College Navigator, so make sure that the information you enter can be understood easily by students, parents, and the general public.

Changes to reporting for 2021-22:

There is a new FAQ about reporting financial aid awards for students who attend in the summer.

Resources:

- To download the survey materials for this component: [Survey Materials](#)
- To access your prior year data submission for this component: [Reported Data](#)

If you have questions about completing this survey, please contact the IPEDS Help Desk at 1-877-225-2568.

Institution: Valencia College (138187)

User ID: P1381871

Section 1: Part A

Part A - Establish Your Groups

Reporting Reminders:

- Part A establishes the number of students in various groups. Note that the numbers on this screen will be carried forward to other parts of the Student Financial Aid component.
- In the fields below, report the number of students in each of the following groups.

		i Fall 2020	YOUR PRIOR YEAR DATA
			Fall 2019
01	Group 1 All <u>undergraduate</u> students	45,949	47,940
02	Group 2 Of those in Group 1, those who are <u>full-time</u> , <u>first-time</u> degree/certificate-seeking	4,554	4,994
02a	Of those in Group 2, those who were awarded any <u>Federal Work Study</u> , <u>loans to students</u> , or grant or scholarship aid from the federal government, state/local government, the institution, or other sources known to the institution	3,449	3,971
02b	Of those in Group 2, those who were awarded any <u>loans to students</u> or grant or scholarship aid from the federal government, state/local government, or the institution	3,449	3,971
03	Group 3 Of those in Group 2, those who paid the in-state or in-district tuition rate and who were awarded grant or scholarship aid from the federal government, state/local government, or the institution	2,874	3,427
04	Group 4 Of those in Group 2, those who paid the in-state or in-district tuition rate and who were awarded any <u>Title IV federal student aid</u>	2,502	2,944

Section 1: Part B

Part B - Enter Information About Group 1

Reporting Reminders:


- Group 1 students are **ALL undergraduate** students (including first-time students) enrolled in Fall 2020.
- For this part, report:

For These Students	The Following Type(s) of Aid	Awarded in This Period
<ul style="list-style-type: none">All undergraduate students enrolled in Fall 2020	<ul style="list-style-type: none">Grant or scholarship aid from:<ul style="list-style-type: none">federal governmentstate/local governmentthe institutionother sources known to the institutionLoans to students from:<ul style="list-style-type: none">the federal government	<ul style="list-style-type: none">Any time during academic year 2020-21

- In the fields below, report the number of Group 1 students and the total amount of aid awarded to these students for each type of aid.

Information from Part A	Fall 2020
Group 1: All undergraduate students (This number is carried forward from Part A, Line 01.)	45,949

Aid Type		2020-21			
		Number of Group 1 students who were awarded aid	Percentage of Group 1 students who were awarded aid	Total amount of aid awarded to Group 1 students	Average amount of aid awarded to Group 1 students
01	Grant or scholarship aid from the federal government, state/local government, the institution, and other sources known to the institution (Do NOT include federal student loans)	21,412	47	103,836,419	4,849
	02 Pell Grants	16,450	36	76,699,467	4,663
03	Federal student loans	6,006	13	33,571,168	5,590

 You may use the box below to provide additional context for the data you have reported above. Context notes will be posted on the College Navigator website. Therefore, you should write all context notes using proper grammar (e.g., complete sentences with punctuation) and common language that can be easily understood by students and parents (e.g., spell out acronyms).

Non-applicable

Institution: Valencia College (138187)

User ID: P1381871

Section 1: Part C, Page 1

Part C, Page 1 - Enter Information about Group 2

Reporting Reminders:

- Group 2 students are all full-time, first-time degree/certificate-seeking undergraduate students enrolled in Fall 2020.
- In the fields below, report the number of Group 2 students paying in-district, in-state, and out-of-state tuition rates. If your institution does not offer different rates, report all students as paying in-state tuition rates.

Information from Part A	Fall 2020
Group 2: Full-time, first-time degree/certificate-seeking undergraduates (This number is carried forward from Part A, Line 02)	4,554

Group 2 students:			Fall 2020		YOUR PRIOR YEAR DATA
			Fall 2020		Fall 2019
			Number of Group 2 students	Percentage of Group 2 students	Percentage of Group 2 students
01	01a	<u>paying in-district tuition rates</u>	<input type="text" value="0"/>	0	0
	01b	<u>paying in-state tuition rates</u>	<input type="text" value="4,184"/>	92	93
	01c	<u>paying out-of-state tuition rates</u>	<input type="text" value="370"/>	8	7
	01d	Unknown (calculated value) This value is calculated using the following formula: [A02-(C01a+C01b+C01c)]	0	0	0

Institution: Valencia College (138187)

User ID: P1381871

Section 1: Part C, Page 2

Part C, Page 2 - Enter Information about Group 2

Reporting Reminders:

- Part C includes financial aid information about Group 2. Group 2 students are all full-time, first-time degree/certificate-seeking undergraduate students enrolled in Fall 2020.
- For this part, report:


For These Students	The Following Type(s) of Aid	Awarded in This Period
<ul style="list-style-type: none"> Full-time, first-time degree/certificate-seeking undergraduate students enrolled in Fall 2020 	<ul style="list-style-type: none"> Grant or scholarship aid from: <ul style="list-style-type: none"> federal government state/local government the institution Loans to students from: <ul style="list-style-type: none"> the federal government other sources, including private or other loans Do not include: <ul style="list-style-type: none"> grant or scholarship aid from private or other sources PLUS loans or loans made to anyone other than the student 	<ul style="list-style-type: none"> Any time during academic year 2020-21 For program reporters, this is the aid year period from July 1, 2020 through June 30, 2021.

- In the fields below, report the number of Group 2 students and the total amount of aid awarded to these students for each type of aid. Enter unduplicated student counts within a category (e.g., Pell Grants). However, a student can appear in more than one aid category.

Information from Part A	Fall 2020
Group 2: Full-time, first-time degree/certificate-seeking undergraduates (This number is carried forward from Part A, Line 02)	4,554
Group 2a: (This number is carried forward from Part A, Line 02a) <ul style="list-style-type: none"> Of those in Group 2, those who were awarded: <ul style="list-style-type: none"> Federal Work Study Loans to students Grant or scholarship aid from the federal government, state/local government, or the institution Other sources known to the institution 	3,449
Group 2b (This number is carried forward from Part A, Line 02b) <ul style="list-style-type: none"> Of those in Group 2, those who were awarded: <ul style="list-style-type: none"> Loans to students Grant or scholarship aid from the federal government, state/local government, or the institution 	3,449
Group 3 (This number is carried forward from Part A, Line 03) <ul style="list-style-type: none"> Of those in Group 2, those who Paid the in-state or in-district tuition rate and were awarded: <ul style="list-style-type: none"> Grant or scholarship aid from the federal government, state/local government, or the institution 	2,874

Aid Type						YOUR PRIOR YEAR DATA
		Fall 2020				Fall 2019
		Number of Group 2 students who were awarded aid	Percentage of Group 2 students who were awarded aid	Total amount of aid awarded to Group 2 students	Average amount of aid awarded to Group 2 students	Average amount of aid awarded to Group 2 students
01	Grants or scholarships from the federal government, state/local government, or the institution	3,084	68	19,960,564	6,472	6,270
02	<u>Federal grants</u>	2,714	60	15,551,741	5,730	5,755
02a	<u>Pell Grants</u>	2,643	58	15,312,665	5,794	5,812
02b	<u>Other federal grants</u>	378	8	239,076	632	855
03	<u>State/local government grants or scholarships</u> (includes <u>fellowships</u> /tuition waivers/exemptions)	1,620	36	3,672,040	2,267	2,775

04		<u>Institutional grants or scholarships</u> (includes <u>fellowships</u> /tuition waivers/exemptions)	<div>635</div>	14	<div>736,783</div>	1,160	919
05	<u>Loans to students</u>		<div>988</div>	22	5,086,608	5,148	4,918
05a		Federal loans	<div>975</div>	21	<div>4,774,459</div>	4,897	4,704
05b		Other loans (including private loans)	<div>26</div>	1	<div>312,149</div>	12,006	12,315

 You may use the box below to provide additional context for the data you have reported above. Context notes will be posted on the College Navigator website. Therefore, you should write all context notes using proper grammar (e.g., complete sentences with punctuation) and common language that can be easily understood by students and parents (e.g., spell out acronyms).

Non-applicable

Institution: Valencia College (138187)

User ID: P1381871

Section 1: Comparison Chart

Comparison Chart

Reporting Reminders:

- Based on the information reported on the previous screens for Group 1 (all undergraduates) and Group 2 (full-time, first-time degree/certificate-seeking undergraduates), this comparison chart seeks to help institutions check their reported data. Assuming that the information on Groups 1 and 2 is correct, then the calculated fields for 'All Other Undergraduates' should be the balance (Group 1 minus Group 2). If the balance does not check with your institution's calculations, please correct your reported numbers for Groups 1 and 2 before moving forward with the completion of the SFA survey component.

Note:

- Data for the 'All Other Undergraduates' will appear in the IPEDS Data Center for data users, but not in College Navigator.

		Number of students	Pell grants	Federal Student Loans
01	Group 1 (all undergraduates)	45,949		
02	Number of students who were awarded aid		16,450	6,006
03	Percentage who were awarded aid		36	13
04	Total amount of aid awarded		76,699,467	33,571,168
05	Average amount of aid awarded		4,663	5,590
06	Group 2 (Full-time, first-time undergraduates)	4,554		
07	Number of students who were awarded aid		2,643	975
08	Percentage who were awarded aid		58	21
09	Total amount of aid awarded		15,312,665	4,774,459
10	Average amount of aid awarded		5,794	4,897
11	All other undergraduates (Line 01 - Line 06)	41,395		
12	Number of students who were awarded aid (Line 02 - Line 07)		13,807	5,031
13	Percentage who were awarded aid (Line 12 / Line 11)		33	12
14	Total amount of aid awarded (Line 04 - Line 09)		61,386,802	28,796,709
15	Average amount of aid awarded (Line 14 / Line 12)		4,446	5,724

Institution: Valencia College (138187)

User ID: P1381871

Section 1: Cost of Attendance

Cost of attendance for full-time, first-time undergraduate students

Reporting Reminders:

- Please enter the amounts requested below. These data will be made available to the public on College Navigator. If your institution participates in any Title IV programs (Pell, Stafford, etc.), you must complete all information.
- Estimates of expenses for books and supplies, room and board, and other expenses are those from the **Cost of Attendance report** used by the financial aid office in determining financial need. Please talk to your financial aid office to get these numbers to ensure that you are reporting correctly.
- These numbers are carried forward from Institutional Characteristics and should only be changed if an error was made in the reporting.

Charges for full academic year	2018-19	2019-20	2020-21
Published <u>tuition</u> and <u>required fees</u> :			
<u>In-district</u>			
Tuition	1,984	1,984	1,984
Required fees	490	490	490
Tuition + fees total	2,474	2,474	2,474
<u>In-state</u>			
Tuition	1,984	1,984	1,984
Required fees	490	490	490
Tuition + fees total	2,474	2,474	2,474
<u>Out-of-state</u>			
Tuition	7,933	7,933	7,933
Required fees	1,450	1,450	1,450
Tuition + fees total	9,383	9,383	9,383
<u>Books and supplies</u>	1,266	1,266	1,354
<u>Off-campus (not with family):</u>			
<u>Room and board</u>	9,366	9,366	<input checked="" type="checkbox"/> 14,065
<u>Other expenses</u>	3,387	3,387	<input checked="" type="checkbox"/> 6,701
Room and board and other expenses	12,753	12,753	20,766
<u>Off-campus (with family):</u>			
<u>Other expenses</u>	3,387	3,387	<input checked="" type="checkbox"/> 13,818

Institution: Valencia College (138187)

User ID: P1381871

Section 1: Part D

Part D - Enter Information about Group 3


Reporting Reminders:

- Group 3 students are all full-time, first-time degree/certificate-seeking undergraduate students enrolled in Fall 2020 who paid the in-state or in-district tuition rate and who were awarded grant or scholarship aid from the following sources: the federal government, state/local government, or the institution. The information you report in this part will be used in Part F to calculate average institutional net price.
- For this part, report:

For These Students	The Following Type(s) of Aid	Awarded in This Period
<ul style="list-style-type: none"> Full-time, first-time degree/certificate-seeking undergraduate students enrolled in Fall 2020 who paid the in-state or in-district tuition rate and who were awarded grant or scholarship aid from the following sources: the federal government, state/local government, or the institution Do not include students who were awarded only grant or scholarship aid from private or other sources, or students who were awarded only non-grant aid 	<ul style="list-style-type: none"> Grant or scholarship aid from: <ul style="list-style-type: none"> federal government state/local government the institution Do not include grant or scholarship aid from private or other sources 	<ul style="list-style-type: none"> Any time during academic year 2020-21

- In the fields below, report the number of Group 3 students with each type of living arrangement and the total amount of grant or scholarship aid from the federal government, state/local government, or the institution awarded to these students.

Information from Part A:		YOUR PRIOR YEAR DATA 2018-2019	YOUR PRIOR YEAR DATA 2019-2020	2020-2021
Group 3 Full-time, first-time degree/certificate-seeking undergraduate students who paid the in-state or in-district tuition rate and who were awarded grant or scholarship aid from the following sources: the federal government, state/local government, or the institution (This number is carried forward from Part A, Line 03)		3,257	3,427	2,874
01	Report the number of Group 3 students with the following living arrangements:	YOUR PRIOR YEAR DATA	YOUR PRIOR YEAR DATA	
		2018-19	2019-20	2020-21
01b	Off-campus (with family).	1,996	2,030	1,720
01c	Off-campus (not with family).	1,261	1,308	1,127
01d	Unknown (calculated) This value is calculated using the following formula: [A03-(D01a+D01b+D01c)]	0	89	27
02	Report the total amount of grant or scholarship aid from the federal government, state/local government, or the institution awarded to Group 3 students	20,419,514	20,205,334	18,230,766
03	Average grant or scholarship aid from the federal government, state/local government, or the institution awarded to Group 3 students (calculated value). This value is calculated using the following formula: [D02/A03]	6,269	5,896	6,343

 The notes below provide context for the data you've reported above and **may** be posted on the College Navigator website.

Choose one option that best explains your data or choose "Non-applicable" if you do not wish to provide context notes. If none of the options provided explain your institution's data, then choose "Other" and write your own context notes. Therefore, you should write all context notes using proper grammar (e.g., complete sentences with punctuation) and common language that can be easily understood by students and parents (e.g., spell out acronyms).

Non-applicable

Institution: Valencia College (138187)

User ID: P1381871

Section 1: Part E

Part E – Enter Information about Group 4

Reporting Reminders:

- Part E includes financial aid information about Group 4. undergraduate students enrolled in Fall 2020 who paid the in-state or in-district tuition rate and who were awarded any Title IV federal student aid, including federal grants or federal student loans. The information you report in this part will be used in Part G to calculate average institutional net price by income level.
- For this part, report:

For These Students	The Following Type(s) of Aid	Awarded in This Period
<ul style="list-style-type: none"> Full-time, first-time degree/certificate-seeking undergraduate students enrolled in Fall 2020 who paid the in-state or in-district tuition rate and who were awarded any Title IV federal student aid 	<ul style="list-style-type: none"> Grant or scholarship aid from: <ul style="list-style-type: none"> federal government state/local government the institution Do not include: <ul style="list-style-type: none"> grant or scholarship aid from private or other sources loan amounts Federal Work Study amounts 	<ul style="list-style-type: none"> Any time during academic year 2020-21

- In the fields below, report the number of Group 4 students with each type of living arrangement and the total amount of grant or scholarship aid from the federal government, state/local government, or the institution awarded to these students by income level.

Information from Part A:		2018-19	2019-20	2020-21
Group 4 Full-time, first-time degree/certificate-seeking undergraduate students who paid the in-state or in-district tuition rate and who were awarded any Title IV federal student aid (This number is carried forward from Part A, Line 04)		2,919	2,944	2,502
01	Report the number of Group 4 students with the following living arrangements:	YOUR PRIOR YEAR DATA	YOUR PRIOR YEAR DATA	
		2018-19	2019-20	2020-21
01b	<u>Off-campus (with family).</u>	1,767	1,810	1,486
01c	<u>Off-campus (not with family).</u>	1,152	1,134	1,016
01d	Unknown (calculated) This value is calculated using the formula: [A04-(E01a+E01b+E01c)]	0	0	0

		Number of students who were awarded any Title IV aid (Group 4)	Of those in Column 1, the number who were awarded any grant or scholarship aid from the following sources: the federal government, state/local government, or the institution	Of those in Column 1, the total amount of grant or scholarship aid awarded from the following sources: the federal government, state/local government, or the institution	i Average amount of federal, state/local, and institutional grant or scholarship aid awarded to Group 4 students
2018-19					
		Col. 1	Col. 2	Col. 3	Col. 4
02	Income level				
	02a \$0-30,000	2,168	2,168	11,130,885	5,134
	02b \$30,001-48,000	498	498	2,380,852	4,781
	02c \$48,001-75,000	235	235	770,557	3,279
	02d \$75,001-110,000	17	17	40,464	2,380
	02e \$110,001 and more	1	1	200	200
	02f Total all income levels	2,919	2,919	14,322,958	4,907

2019-20				
		Col. 1	Col. 2	Col. 3
				Col. 4

03	Income level					
03a	\$0-30,000		2,134	2,134	12,361,524	5,793
03b	\$30,001-48,000		515	515	2,625,541	5,098
03c	\$48,001-75,000		273	273	806,340	2,954
03d	\$75,001-110,000		22	22	49,463	2,248
03e	\$110,001 and more		0	0	0	
03f	Total all income levels		2,944	2,944	15,842,868	5,381

2020-21						
		Col. 1	Col. 2	Col. 3	Col. 4	
04	Income level					
04a	\$0-30,000		1,817	1,817	11,130,885	6,126
04b	\$30,001-48,000		429	429	2,380,852	5,550
04c	\$48,001-75,000		240	240	770,557	3,211
04d	\$75,001-110,000		16	16	40,464	2,529
04e	\$110,001 and more		0	0	0	
04f	Total all income levels		2,502	2,502	14,322,758	5,725



The notes below provide context for the data you've reported above and **may** be posted on the College Navigator website.

Choose one option that best explains your data or choose "Non-applicable" if you do not wish to provide context notes. If none of the options provided explain your institution's data, then choose "Other" and write your own context notes. Therefore, you should write all context notes using proper grammar (e.g., complete sentences with punctuation) and common language that can be easily understood by students and parents (e.g., spell out acronyms).

Non-applicable



Institution: Valencia College (138187)

User ID: P1381871

Section 1: Part F


Part F – Net Price Calculation for Group 3

Note:

- The following net price calculation is based on information that your institution reported in the Institutional Characteristics component and the Student Financial Aid component. For more information about the data your institution reported in the Institutional Characteristics component, please contact your institution's IPEDS Keyholder.

Components of cost of attendance			YOUR PRIOR YEAR DATA	YOUR PRIOR YEAR DATA	2020-21
			2018-19	2019-20	
01	Published <u>tuition</u> and <u>required fees</u> (lower of in-district or in-state)		2,474	2,474	2,474
02	<u>Books and supplies</u>		1,266	1,266	1,354
03	<u>Room and board</u> and <u>other expenses</u> by living arrangement				
	03b	<u>Off-campus (with family).</u>	3,387	3,387	13,818
	03c	<u>Off-campus (not with family).</u>	12,753	12,753	20,766
04	Number of Group 3 students by living arrangement				
	04b	<u>Off-campus (with family).</u>	1,996	2,030	1,720
	04c	<u>Off-campus (not with family).</u>	1,261	1,308	1,127
	04d	Unknown	0	89	27
05	Weighted average for room and board and other expenses by living arrangement (excluding unknown values) See instructions for the formula for this calculation		7,013	7,057	16,568
06	Total cost of attendance This value is calculated using the following formula: [F01+F02+F05]		10,753	10,797	20,396
07	Average amount of grant or scholarship aid awarded to Group 3 students from the following sources: the federal government, state/local government, and the institution		6,269	5,896	6,343
08	Average institutional <u>net price</u> for Group 3 students This value is calculated using the following formula: [F06-F07]		4,484	4,901	14,053

As required by the *Higher Education Act, as amended (2008)*, these amounts will be posted on the U.S. Department of Education's College Navigator website and used in the U.S. Department of Education's College Affordability and Transparency Lists.

 The notes below provide context for the data you've reported above and **may** be posted on the College Navigator website.

Choose one option that best explains your data or choose "Non-applicable" if you do not wish to provide context notes. If none of the options provided explain your institution's data, then choose "Other" and write your own context notes. Therefore, you should write all context notes using proper grammar (e.g., complete sentences with punctuation) and common language that can be easily understood by students and parents (e.g., spell out acronyms).

Non-applicable



Institution: Valencia College (138187)

User ID: P1381871

Section 1: Part G

Part G – Net Price Calculation for Group 4

Note:

- The following net price calculation is based on information that your institution reported in the Institutional Characteristics component and the Student Financial Aid component. For more information about the data your institution reported in the Institutional Characteristics component, please contact your institution's IPEDS Keyholder.

Components of cost of attendance			YOUR PRIOR YEAR DATA	YOUR PRIOR YEAR DATA	2020-21
			2018-19	2019-20	
01	Published <u>tuition</u> and <u>required fees</u> (lower of in-district or in-state)		2,474	2,474	2,474
02	<u>Books and supplies</u>		1,266	1,266	1,354
03	<u>Room and board</u> and <u>other expenses</u> by living arrangement				
	03b	<u>Off-campus (with family).</u>	3,387	3,387	13,818
	03c	<u>Off-campus (not with family).</u>	12,753	12,753	20,766
04	Number of Group 4 students by living arrangement				
	04b	<u>Off-campus (with family).</u>	1,767	1,810	1,486
	04c	<u>Off-campus (not with family).</u>	1,152	1,134	1,016
	04d	Unknown	0	0	0
05	Weighted average for room and board and other expenses by living arrangement (excluding unknown values) See instructions for the formula for this calculation		7,083	6,995	16,639
06	Total cost of attendance by income level This value is calculated using the following formula: [G01+G02+G05]		10,823	10,735	20,467
07	Average amount of grant or scholarship aid awarded to Group 4 students from the following sources: the federal government, state/local government, and the institution		4,907	5,381	5,725
	07a	\$0-30,000	5,134	5,793	6,126
	07b	\$30,001-48,000	4,781	5,098	5,550
	07c	\$48,001-75,000	3,279	2,954	3,211
	07d	\$75,001-110,000	2,380	2,248	2,529
	07e	\$110,001 and more	200		
08	Average institutional <u>net price</u> for Group 4 students This value is calculated using the following formula: [G06-G07]				
	08a	\$0-30,000	5,689	4,942	14,341
	08b	\$30,001-48,000	6,042	5,637	14,917
	08c	\$48,001-75,000	7,544	7,781	17,256
	08d	\$75,001-110,000	8,443	8,487	17,938
	08e	\$110,001 and more	10,623		

As required by the *Higher Education Act, as amended (2008)*, these amounts will be posted on the U.S. Department of Education's College Navigator website.

 The notes below provide context for the data you've reported above and **may** be posted on the College Navigator website.

Choose one option that best explains your data or choose "Non-applicable" if you do not wish to provide context notes. If none of the options provided explain your institution's data, then choose "Other" and write your own context notes. Therefore, you should write all context notes using proper grammar (e.g., complete sentences with punctuation) and common language that can be easily understood by students and parents (e.g., spell out acronyms).

Non-applicable

Institution: Valencia College (138187)

User ID: P1381871

Section 2: Military Servicemembers and Veteran's Benefits - Undergraduate Only**Section 2: Military Servicemembers and Veteran's Benefits**

Important Note:

- Report for **Post-9/11 GI Bill Benefits**: July 1, 2020 - June 30, 2021.
- Report for **Department of Defense Tuition Assistance Program**: October 1, 2020 - September 30, 2021

Reporting Reminders:

- Report the total number of student recipients and the total dollar amounts for each program.
- Student recipients can also include eligible dependents.
- Consult with your campus certifying official, who may not be in the student financial aid office.
- For Post-9/11 GI Bill Benefits, do not include the matching institutional aid provided through the Yellow Ribbon Program if your institution participated.
- Information reported to IPEDS is only what is known to the institution.
- Enter zero (0) if your institution did not have beneficiaries for a program. Please do not leave a cell blank.

Type of benefit/assistance	Number of students receiving benefits/assistance	Total dollar amount of benefits/assistance disbursed through the institution	Average dollar amount of benefits/assistance disbursed through the institution	YOUR PRIOR YEAR DATA
				Average dollar amount of benefits/assistance disbursed through the institution
Undergraduate students				
<u>Post-9/11 GI Bill Benefits</u>	<div>847</div>	<div>1,760,846</div>	<div>2,079</div>	2,045
<u>Department of Defense Tuition Assistance Program</u>	<div>1</div>	<div>444</div>	<div><input checked="" type="checkbox"/> 444</div>	1,004

Prepared by

Prepared by

Reporting Reminders:

- The name of the preparer is being collected so that we can follow up with the appropriate person in the event that there are questions concerning the data.
- The Keyholder will be copied on all email correspondence to other preparers.
- The time it took to prepare this component is being collected so that we can continue to improve our estimate of the reporting burden associated with IPEDS.
- Please include in your estimate the time it took for you to review instructions, query and search data sources, complete and review the component, and submit the data through the Data Collection System.
- Thank you for your assistance.

This survey component was prepared by:

<input checked="" type="radio"/>	Keyholder	<input type="radio"/>	SFA Contact	<input type="radio"/>	HR Contact
<input type="radio"/>	Finance Contact	<input type="radio"/>	Academic Library Contact	<input type="radio"/>	Other

Name: Daniel Bohorquez

Email: dbohorquez@valenciacollege.edu

How many staff from your institution only were involved in the data collection and reporting process of this survey component?

2.00 Number of Staff (including yourself)

How many hours did you and others from your institution only spend on each of the steps below when responding to this survey component?
Exclude the hours spent collecting data for state and other reporting purposes.

Staff member	Collecting Data Needed	Revising Data to Match IPEDS Requirements	Entering Data	Revising and Locking Data
Your office	10.00 hours	hours	10.00 hours	hours
Other offices	hours	hours	hours	hours

Institution: Valencia College (138187)

User ID: P1381871

Summary

IPEDS Student Financial Aid (SFA) Survey Summary

IPEDS collects important information regarding your institution. All data reported in IPEDS survey components become available in the IPEDS Data Center and appear as aggregated data in various Department of Education reports. Additionally, some of the reported data appears specifically for your institution through the College Navigator website and is included in your institution's Data Feedback Report (DFR). The purpose of this summary is to provide you an opportunity to view some of the data that, when accepted through the IPEDS quality control process, will appear on the College Navigator website and/or your DFR. College Navigator is updated approximately three months after the data collection period closes and Data Feedback Reports will be available through the [Data Center](#) and sent to your institution's CEO in November 2021.

Please review your data for accuracy. If you have questions about the data displayed below after reviewing the data reported on the survey screens, please contact the IPEDS Help Desk at: 1-877-225-2568 or ipedshelp@rti.org.

Total grant aid awarded to all undergraduate students		\$103,836,419
Number of undergraduate students who were awarded a Pell Grant		16,450
Percentage of FTFT students who were awarded any financial aid		76%
	Percentage of FTFT students who were awarded grant aid by type	Average amount of grant aid awarded by type
Total	68%	\$6,472
Federal Government	60%	\$5,730
Pell	58%	\$5,794
Other Federal	8%	\$632
State/Local Government	36%	\$2,267
Institutional	14%	\$1,160
	Percentage of FTFT students who were awarded and accepted loans by type	Average amount of loans awarded and accepted by type
Total	22%	\$5,148
Federal	21%	\$4,897
Non-federal	1%	\$12,006
Average net price for FTFT students who were awarded grant aid		\$14,053
Average net price for FTFT students who were awarded Title IV federal student aid		
\$0 – 30,000		\$14,341
\$30,001 – 48,000		\$14,917
\$48,001 – 75,000		\$17,256
\$75,001 – 110,000		\$17,938
\$110,001 and more		N/A

Military Service members and Veteran's Benefits		
	Number of students receiving benefits/assistance	Total dollar amount of benefits/assistance awarded through the institution
Post-9/11 GI Bill Benefits		
Undergraduate students	847	\$1,760,846
Department of Defense Tuition Assistance Program		
Undergraduate students	1	\$444

Edit Report

Student Financial Aid

Source	Description	Severity	Resolved	Options
Screen: Cost of Attendance				
Screen Entry	This value is expected to be within 20% of the prior year amount. Please correct your data or explain. (Error #7239)	Explanation	Yes	
Reason	Based on 2019-20 Downtown Campus weighted average for housing. \$920.65 per month. Total for 9 months = \$8286. Food = \$125/week * 36 weeks = \$4,500. Total is \$12,786. According to UCF Contract, rates could increase by no more than 10%. Using 10% as placeholder for increase. This definition and number came from our financial aid office.			
Screen Entry	This value is expected to be within 20% of the prior year amount. Please correct your data or explain. (Error #7239)	Explanation	Yes	
Reason	Transportation: Using College Board 2019-20 Cost of Attendance Survey data for Orlando (moderate budget), 20,436 x 17%. Total = \$3474 Misc: Using College Board 2019-20 Cost of Attendance Survey data for Orlando (moderate budget), 20,436 x 31%. Adjust over two years to minimize impact of increase. Total = \$3168 Loan: In actual COA by student, based on actual Direct loan amount. This figure is a placeholder. Total = \$59 Subtotal from all above = \$6701; comes from the financial aid office.			
Screen Entry	This value is expected to be within 20% of the prior year amount. Please correct your data or explain. (Error #7239)	Explanation	Yes	
Reason	Transportation: Using College Board 2019-20 Cost of Attendance Survey data for Orlando (moderate budget), 20,436 x 17%. Total = \$3474 Misc: Using College Board 2019-20 Cost of Attendance Survey data for Orlando (moderate budget), 20,436 x 31%. Adjust over two years to minimize impact of increase. Total = \$3168 Loan: In actual COA by student, based on actual Direct loan amount. This figure is a placeholder. Total = \$59 Room and Board: Per the AVP of Financial Aid we were instructed to add room and board to other expenses. The definition of room and board was calculated as follows: Using College Board Low Budget expense for MCO area (13,686) x 52% for housing = \$7117. Subtotal from all above = \$13,818; comes from the financial aid office.			
Screen: Military Servicemembers and Veteran's Benefits				
Screen Entry	This value is out of range compared to the prior year amount. Please correct your data or explain. (Error #7265)	Explanation	Yes	
Reason	The data entered this year is accurate. We believe the reduction in active duty students is due to the end of the Afghanistan conflict. This data is self reported by the students telling us whether they are active duty or not. This is a consistent practice from prior years.			