

# IPEDS 2022-23 Data Collection System

IPEDS HELP DESK (877) 225-2568 | [ipedshelp@rti.org](mailto:ipedshelp@rti.org)  
OMB NO. 1850-0582 v.30 : Approval Expires 8/31/2025  
User ID: P1381871

## 12-month Enrollment 2022-23

Institution: Valencia College (138187)

User ID: P1381871

### Overview

#### 12-month Enrollment Overview

The 12-month Enrollment component collects unduplicated student enrollment counts and instructional activity data for an entire 12-month period. Using the instructional activity data reported, a full-time equivalent (FTE) student enrollment at the undergraduate and graduate level is estimated (4-year institutions only). Institutions with Doctor's - professional practice students will also report the FTE enrollment of those students (4-year institutions only). NCES uses the FTE enrollment to produce indicators such as expenses by function per FTE as reported in the IPEDS Data Feedback Report.

#### Data Reporting Reminder:

- All institutions must use the July 1 - June 30 reporting period.
- Report data to accurately reflect the time period corresponding with the IPEDS survey component, even if such reporting is seemingly inconsistent with prior-year reporting.

#### Changes to reporting:

The following changes were implemented for the 2022-23 data collection period:

- The "Nonresident alien" terminology has been changed to "U.S. Nonresident" but should include the same category of students.
- A question about gender has been added at the end of the Part A to collect information about students for whom gender does not fit the binary gender (Men/Women) categories provided. **Institutions should still allocate those students to the Men/Women categories throughout the survey component at this time.** There are also new FAQs to help with questions about the new reporting.
- A part-time column was added for graduate student unduplicated enrollment counts.
- References to summer term were changed to summer session.
- FAQ #4 has been removed as it refers to an old change.
- FAQ #7 on consistent reporting of EF, E12, and OM has been updated for clarification.
- FAQ on reporting undocumented and DACA students has been updated along with instructions.

#### Resources:

- To download the survey materials for this component: [Survey Materials](#)
- To access your prior year data submission for this component: [Reported Data](#)

If you have questions about completing this survey, please contact the IPEDS Help Desk at 1-877-225-2568.

Institution: Valencia College (138187)


User ID: P1381871

## Undergraduate Instructional Activity Type

### Which instructional activity units will you use to report undergraduate instructional activity?

- Undergraduate instructional activity data in Part B may be reported in units of clock hours or credit hours.
- Please note that any graduate level instructional activity must be reported in credit hours. (4-year institutions only)

- Clock hours
- Credit hours
- Both clock and credit hours (some undergraduate programs measured in clock hours and some measured in credit hours)

 You may use the box below to provide additional context for the data you have reported above. Context notes will be posted on the College Navigator website. Therefore, you should write all context notes using proper grammar (e.g., complete sentences with punctuation) and common language that can be easily understood by students and parents (e.g., spell out acronyms).

Institution: Valencia College (138187)

User ID: P1381871

## Part A - Unduplicated Count for Full-time Undergraduate Students

12-month Unduplicated Count by Race/Ethnicity and Gender - Full-time Undergraduate Students

July 1, 2021 – June 30, 2022

## Reporting Reminders:

- The 12-month unduplicated count must be equal or greater than the corresponding prior year fall enrollment.
- Report Hispanic/Latino individuals of any race as Hispanic/Latino
- Report race for non-Hispanic/Latino individuals only
- Even though Teacher Preparation certificate programs may require a bachelor's degree for admission, they are considered subbaccalaureate undergraduate programs, and students in these programs are undergraduate students.

## Men

Students enrolled for <u>credit</u>	Degree/certificate-seeking			Total degree/certificate-seeking	Non-degree/ non-certificate-seeking	Total, Full-time undergraduate students
	First-time	Non-first-time				
		Transfer-in	Continuing/ Returning			
<u>U.S. Nonresident</u>	182	65	428	675	29	704
<u>Hispanic/Latino</u>	987	277	1,952	3,216	467	3,683
<u>American Indian or Alaska Native</u>	2	5	7	14	4	18
<u>Asian</u>	124	34	279	437	103	540
<u>Black or African American</u>	352	120	721	1,193	122	1,315
<u>Native Hawaiian or Other Pacific Islander</u>	6	3	14	23	4	27
<u>White</u>	604	314	1,478	2,396	489	2,885
Two or more races	60	36	151	247	49	296
<u>Race and ethnicity unknown</u>	43	17	219	279	90	369
<b>Total men</b>	<b>2,360</b>	<b>871</b>	<b>5,249</b>	<b>8,480</b>	<b>1,357</b>	<b>9,837</b>
<b>Total men prior year</b>	<b>2,435</b>	<b>791</b>	<b>5,749</b>	<b>8,975</b>	<b>1,753</b>	<b>10,728</b>

## Women

Students enrolled for <u>credit</u>	Degree/certificate-seeking			Total degree/certificate-seeking	Non-degree/ non-certificate-seeking	Total, Full-time undergraduate students
	First-time	Non-first-time				
		Transfer-in	Continuing/ Returning			
<u>U.S. Nonresident</u>	232	102	559	893	33	926
<u>Hispanic/Latino</u>	1,269	326	2,892	4,487	798	5,285
<u>American Indian or Alaska Native</u>	7	2	18	27	4	31
<u>Asian</u>	109	29	294	432	177	609
<u>Black or African American</u>	486	172	1,273	1,931	299	2,230
<u>Native Hawaiian or Other Pacific Islander</u>	6	4	20	30	11	41
<u>White</u>	530	334	1,775	2,639	712	3,351
Two or more races	97	34	203	334	70	404
<u>Race and ethnicity unknown</u>	45	16	316	377	176	553
<b>Total women</b>	<b>2,781</b>	<b>1,019</b>	<b>7,350</b>	<b>11,150</b>	<b>2,280</b>	<b>13,430</b>
<b>Total women prior year</b>	<b>3,250</b>	<b>1,003</b>	<b>8,068</b>	<b>12,321</b>	<b>2,906</b>	<b>15,227</b>

<b>Grand total (2021-22)</b>	<b>5,141</b>	<b>1,890</b>	<b>12,599</b>	<b>19,630</b>	<b>3,637</b>	<b>23,267</b>
<b>Prior year data:</b>						

Grand total (men+women) prior year	5,685	1,794	13,817	21,296	4,659	25,955
Total Full-time undergraduate enrollment Fall 2021 <i>NOTE: Grand total (2021-22) calculated above is expected to be greater than total Full-time undergraduate enrollment Fall 2021.</i>	4,266	1,163	7,231	12,660	1,921	14,581

Institution: Valencia College (138187)

User ID: P1381871

## Part A - Unduplicated Count for Part-time Undergraduate Students

12-month Unduplicated Count by Race/Ethnicity and Gender - Part-time Undergraduate Students

July 1, 2021 – June 30, 2022

## Reporting Reminders:

- The 12-month unduplicated count must be equal or greater than the corresponding prior year fall enrollment.
- Report Hispanic/Latino individuals of any race as Hispanic/Latino
- Report race for non-Hispanic/Latino individuals only
- Even though Teacher Preparation certificate programs may require a bachelor's degree for admission, they are considered subbaccalaureate undergraduate programs, and students in these programs are undergraduate students.

## Men

Students enrolled for <u>credit</u>	Degree/certificate-seeking			Total degree/certificate-seeking	Non-degree/non-certificate-seeking	Total, Part-time undergraduate students
	First-time	Non-first-time				
		Transfer-in	Continuing/Returning			
<u>U.S. Nonresident</u>	111	9	311	431	45	476
<u>Hispanic/Latino</u>	721	295	3,331	4,347	1,016	5,363
<u>American Indian or Alaska Native</u>	6	4	27	37	4	41
<u>Asian</u>	66	32	367	465	262	727
<u>Black or African American</u>	322	117	1,464	1,903	336	2,239
<u>Native Hawaiian or Other Pacific Islander</u>	7	3	24	34	11	45
<u>White</u>	300	290	2,229	2,819	977	3,796
Two or more races	49	31	226	306	85	391
<u>Race and ethnicity unknown</u>	31	21	405	457	252	709
<b>Total men</b>	<b>1,613</b>	<b>802</b>	<b>8,384</b>	<b>10,799</b>	<b>2,988</b>	<b>13,787</b>
Total men prior year	1,568	806	9,260	11,634	2,961	14,595

## Women

Students enrolled for <u>credit</u>	Degree/certificate-seeking			Total degree/certificate-seeking	Non-degree/non-certificate-seeking	Total, Part-time undergraduate students
	First-time	Non-first-time				
		Transfer-in	Continuing/Returning			
<u>U.S. Nonresident</u>	137	28	458	623	67	690
<u>Hispanic/Latino</u>	1,066	513	5,630	7,209	1,679	8,888
<u>American Indian or Alaska Native</u>	8	5	38	51	9	60
<u>Asian</u>	52	56	509	617	348	965
<u>Black or African American</u>	487	311	2,701	3,499	691	4,190
<u>Native Hawaiian or Other Pacific Islander</u>	6	0	40	46	10	56
<u>White</u>	406	488	3,091	3,985	1,410	5,395
Two or more races	66	52	353	471	174	645
<u>Race and ethnicity unknown</u>	41	28	573	642	368	1,010
<b>Total women</b>	<b>2,269</b>	<b>1,481</b>	<b>13,393</b>	<b>17,143</b>	<b>4,756</b>	<b>21,899</b>
Total women prior year	2,274	1,419	14,288	17,981	4,967	22,948

<b>Grand total (2021-22)</b>	<b>3,882</b>	<b>2,283</b>	<b>21,777</b>	<b>27,942</b>	<b>7,744</b>	<b>35,686</b>
Prior year data:						

Grand total (men+women) prior year	3,842	2,225	23,548	29,615	7,928	37,543
Total Part-time undergraduate enrollment Fall 2021 <i>NOTE: Grand total (2021-22) calculated above is expected to be greater than total Part-time undergraduate enrollment Fall 2021.</i>	3,005	1,556	18,910	23,471	5,547	29,018

Institution: Valencia College (138187)

User ID: P1381871

## Part A - Unduplicated Count for Undergraduate Students

12-month Unduplicated Count by Race/Ethnicity and Gender - Undergraduate Student Total

July 1, 2021 – June 30, 2022

**Men**

Students enrolled for credit	Total full-time undergraduate students	Total part-time undergraduate students	Grand total, all undergraduate students
<u>U.S. Nonresident</u>	704	476	<b>1,180</b>
<u>Hispanic/Latino</u>	3,683	5,363	<b>9,046</b>
<u>American Indian or Alaska Native</u>	18	41	<b>59</b>
<u>Asian</u>	540	727	<b>1,267</b>
<u>Black or African American</u>	1,315	2,239	<b>3,554</b>
<u>Native Hawaiian or Other Pacific Islander</u>	27	45	<b>72</b>
<u>White</u>	2,885	3,796	<b>6,681</b>
Two or more races	296	391	<b>687</b>
<u>Race and ethnicity unknown</u>	369	709	<b>1,078</b>
<b>Total men</b>	<b>9,837</b>	<b>13,787</b>	<b>23,624</b>

**Women**

Students enrolled for credit	Total full-time students	Total part-time students	Grand total, all students
<u>U.S. Nonresident</u>	926	690	<b>1,616</b>
<u>Hispanic/Latino</u>	5,285	8,888	<b>14,173</b>
<u>American Indian or Alaska Native</u>	31	60	<b>91</b>
<u>Asian</u>	609	965	<b>1,574</b>
<u>Black or African American</u>	2,230	4,190	<b>6,420</b>
<u>Native Hawaiian or Other Pacific Islander</u>	41	56	<b>97</b>
<u>White</u>	3,351	5,395	<b>8,746</b>
Two or more races	404	645	<b>1,049</b>
<u>Race and ethnicity unknown</u>	553	1,010	<b>1,563</b>
<b>Total women</b>	<b>13,430</b>	<b>21,899</b>	<b>35,329</b>
<b>Grand Total (men+women)</b>	<b>23,267</b>	<b>35,686</b>	<b>58,953</b>

Institution: Valencia College (138187)

User ID: P1381871

Part A - Gender Unknown or another gender than Men/Women categories

12-month Unduplicated Count by Gender Unknown or another gender than provided men/women categories

- The 'gender unknown' category is to report students for whom the institution does not know a gender.
- Institutions should not ask students that do not select a binary gender to allocate themselves to a binary gender category; it is up to the institution to allocate unknown students and students that indicate another gender into the binary categories throughout the forms where required. One method commonly used by institutions is to allocate these students to the binary categories required in other parts of the form using the proportion of men to women reported.

Is your institution able to report **another gender** for the 2022-23 data collection? If you indicate 'No', your institution should leave the cells in the rows for '**Another gender**' blank (i.e., do not report 0). If you indicate 'Yes', but no students identified as **another gender**, please enter '0'.

Undergraduate students:

- Yes
- No

Of the total students reported, how many students did you allocate to a binary gender category (Men/Women) because their gender was unknown or another gender than the provided categories?

		Number of students
		Undergraduate students
<b>Grand total</b>		<b>58,953</b>
	Gender unknown (i.e., gender information is not known or not collected).	2,173
	<b>Another gender</b> (i.e., gender information is known but does not fall into either of the mutually exclusive binary categories provided [Men/Women]).	0
	<b>Total of Gender unknown + Another gender</b>	<b>2,173</b>
	<b>Total of Students for whom gender is known and falls into one of the mutually exclusive binary categories provided [Men/Women]</b>	<b>56,780</b>



Institution: Valencia College (138187)


User ID: P1381871

Part A – 12-month Enrollment by Distance Education Status

12-month Unduplicated Count - Distance Education Status

July 1, 2021 – June 30, 2022

	Undergraduate Students	
	<u>Degree/certificate-seeking</u>	Non-degree/non-certificate-seeking
Students <i>enrolled exclusively</i> in <u>distance education courses</u>	26,857	7,073
Students <i>enrolled in at least one but not all</i> distance education courses	16,675	2,687
Students <i>not enrolled in any</i> distance education courses	4,040	1,621
<b>Total (from prior part A screens)</b>	<b>47,572</b>	<b>11,381</b>

 You may use the box below to provide additional context for the data you have reported above. Context notes will be posted on the College Navigator website. Therefore, you should write all context notes using proper grammar (e.g., complete sentences with punctuation) and common language that can be easily understood by students and parents (e.g., spell out acronyms).

Institution: Valencia College (138187)

Part B - Instructional Activity

12-month Instructional Activity

July 1, 2021 - June 30, 2022


Instructional Activity Reporting Reminder:

- Instructional activity is used to calculate an IPEDS FTE based on the institution's reported calendar system.

FTE Reporting Reminder:

- Institutions need not report their own calculations of undergraduate FTE unless IPEDS FTE calculations would be misleading for comparison purposes among all IPEDS reporting institutions.

Instructional Activity

	2021-22 total activity	Prior year data
Undergraduate level:		
 <u>Clock hour activity</u>	<input type="text" value="215,615"/>	254,143
<u>Credit hour activity</u>	<input type="text" value="917,304"/>	1,026,743


Full-Time Equivalent (FTE) of Students

Calendar system (as reported on the prior year IC Header survey component):	Semester
---	----------

If the IPEDS calculated FTE estimates below are not reasonable, **AND** you have reported the correct instructional activity hours above, enter your best FTE estimate in the "Institution reported FTE" column below and save the page. This option should be used **ONLY** if the calculated estimate is not reasonable for your institution and IPEDS comparisons.

Please provide your best estimate of undergraduate FTE for the 12-month reporting period **only if the calculated FTE estimate below is not reasonable for IPEDS comparison purposes**. Please provide an explanation in the context box if the option is used due to Coronavirus Pandemic.

	Calculated FTE 2021-22	Institution reported FTE 2021-22	Prior year FTE 2020-21
Undergraduate student FTE	30,816	<input type="text" value="30,816"/>	34,507

 Context notes will be posted on the College Navigator website. Therefore, you should write all context notes using proper grammar (e.g., complete sentences with punctuation) and common language that can be easily understood by students and parents (e.g., spell out acronyms).

Institution: Valencia College (138187)

User ID: P1381871

Prepared by

Prepared by

Reporting Reminders:

- The name of the preparer is being collected so that we can follow up with the appropriate person in the event that there are questions concerning the data.
- The Keyholder will be copied on all email correspondence to other preparers.
- The time it took to prepare this component is being collected so that we can continue to improve our estimate of the reporting burden associated with IPEDS.
- Please include in your estimate the time it took for you to review instructions, query and search data sources, complete and review the component, and submit the data through the Data Collection System.
- Thank you for your assistance.

This survey component was prepared by:

<input checked="" type="radio"/>	Keyholder	<input type="radio"/>	SFA Contact	<input type="radio"/>	HR Contact
<input type="radio"/>	Finance Contact	<input type="radio"/>	Academic Library Contact	<input type="radio"/>	Other

Name:

Email:

How many staff from your institution only were involved in the data collection and reporting process of this survey component?

Number of Staff (including yourself)

How many hours did you and others from your institution only spend on each of the steps below when responding to this survey component?  
*Exclude the hours spent collecting data for state and other reporting purposes.*

Staff member	Collecting Data Needed	Revising Data to Match IPEDS Requirements	Entering Data	Revising and Locking Data
Your office	<input type="text" value="1.00"/> hours	<input type="text" value="1.00"/> hours	<input type="text" value="1.00"/> hours	<input type="text" value="1.00"/> hours
Other offices	<input type="text"/> hours	<input type="text"/> hours	<input type="text"/> hours	<input type="text"/> hours

Institution: Valencia College (138187)

User ID: P1381871

## Summary screen

### 12-Month Enrollment Component Summary

IPEDS collects important information regarding your institution. All data reported in IPEDS survey components become available in the IPEDS Data Center and appear as aggregated data in various Department of Education reports. Additionally, some of the reported data appears specifically for your institution through the College Navigator website and is included in your institution's Data Feedback Report (DFR). The purpose of this summary is to provide you an opportunity to view some of the data that, when accepted through the IPEDS quality control process, will appear on the College Navigator website and/or your DFR. College Navigator is updated approximately three months after the data collection period closes and Data Feedback Reports will be available through the [Data Center](#) and sent to your institution's CEO in November 2023.

Please review your data for accuracy. If you have questions about the data displayed below after reviewing the data reported on the survey screens, please contact the IPEDS Help Desk at: 1-877-225-2568 or [ipedshelp@rti.org](mailto:ipedshelp@rti.org).

12-Month Unduplicated Headcount and Full-Time Equivalent Students	
Total 12-month unduplicated headcount	58,953
Undergraduate student unduplicated headcount	58,953
Graduate student unduplicated headcount	0
Total 12-month full-time equivalent (FTE) student enrollment	30,816
Undergraduate student FTE	30,816

Institution: Valencia College (138187)

User ID: P1381871

Edit Report

12-month Enrollment

**There are no errors for the selected survey and institution.**