

Overview of Financial Aid

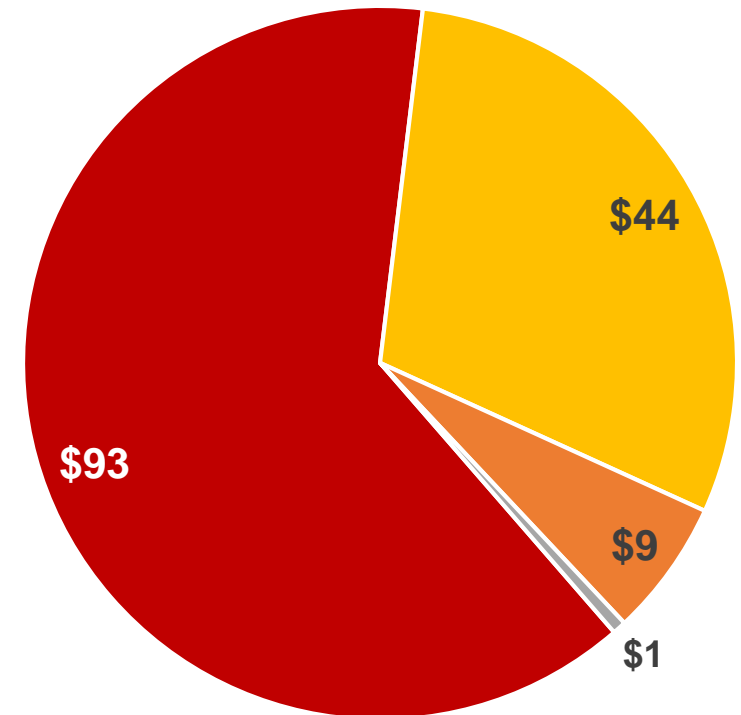


Total Aid Awarded 2018-19

- Total aid* awarded:
\$147 million
- Students receiving aid:
27,177 students (43%)
- Students' tuition paid in full by aid:
24,133 (39%)
- Tuition revenue covered by aid:
\$53.5 million (44%)

*Does not include aid from other sources such as CareerSource, VA, employer tuition reimbursement

Type of Aid Awarded in 2018-19 (in millions)



■ Grants ■ Loans ■ Scholarships ■ Other

Grants Aid Awarded in 2018-19

- Total grant aid awarded in 2018-19:
\$93.0 million
- Pell grant aid awarded:
\$81.3 million
- Students receiving Pell grant aid:
22,260 students (35%)
- Other grant aid awarded:
\$11.7 million
- Students receiving other grant aid:
6,960 (11%)



Loans Issued in 2018-19

- Total loans issued in 2018-19:
\$44 million
- Federal loans:
\$41 million
- Students with federal loan:
7,907 students (12%)

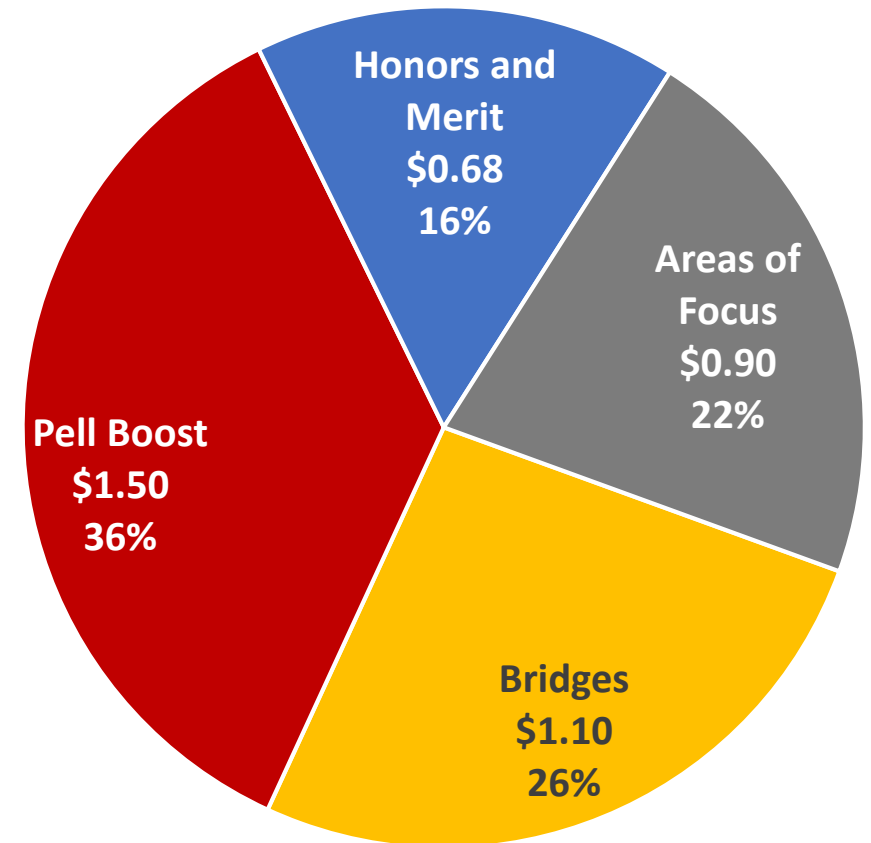
Federal Loan Amounts (2011-2019)

	Total Borrowed	Student Borrowers	Average Loan
2011-12	\$85.3M	15,215	\$5,610
2012-13	\$72.8M	13,420	\$5,425
2013-14	\$57.1M	11,962	\$4,773
2014-15	\$51.0M	10,826	\$4,709
2015-16	\$49.0M	9,710	\$5,043
2016-17	\$45.2M	9,082	\$4,975
2017-18	\$41.8M	8,147	\$5,133
2018-19	\$41.0M	7,907	\$5,190

Scholarships Awarded in 2018-19

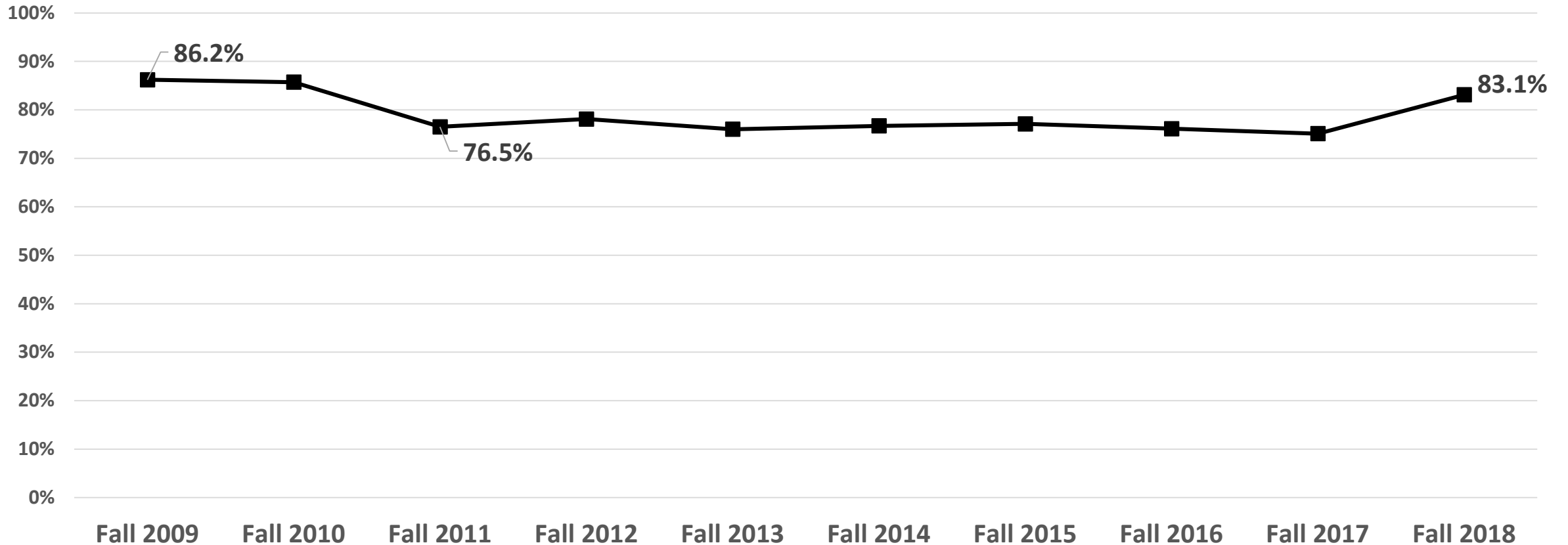
- Total scholarships awarded in 2018-19:
\$9.1 million
- Financial Aid Fee Scholarships:
\$4.2 million / 3,659 students
- Florida Bright Futures:
\$1.9 million / 1,031 students
- Valencia Foundation:
\$1.6 million / 1,621 students
- Other Scholarships:
\$1.4 million / 770 students

Financial Aid Fee Scholarships
2018-19 (in millions)



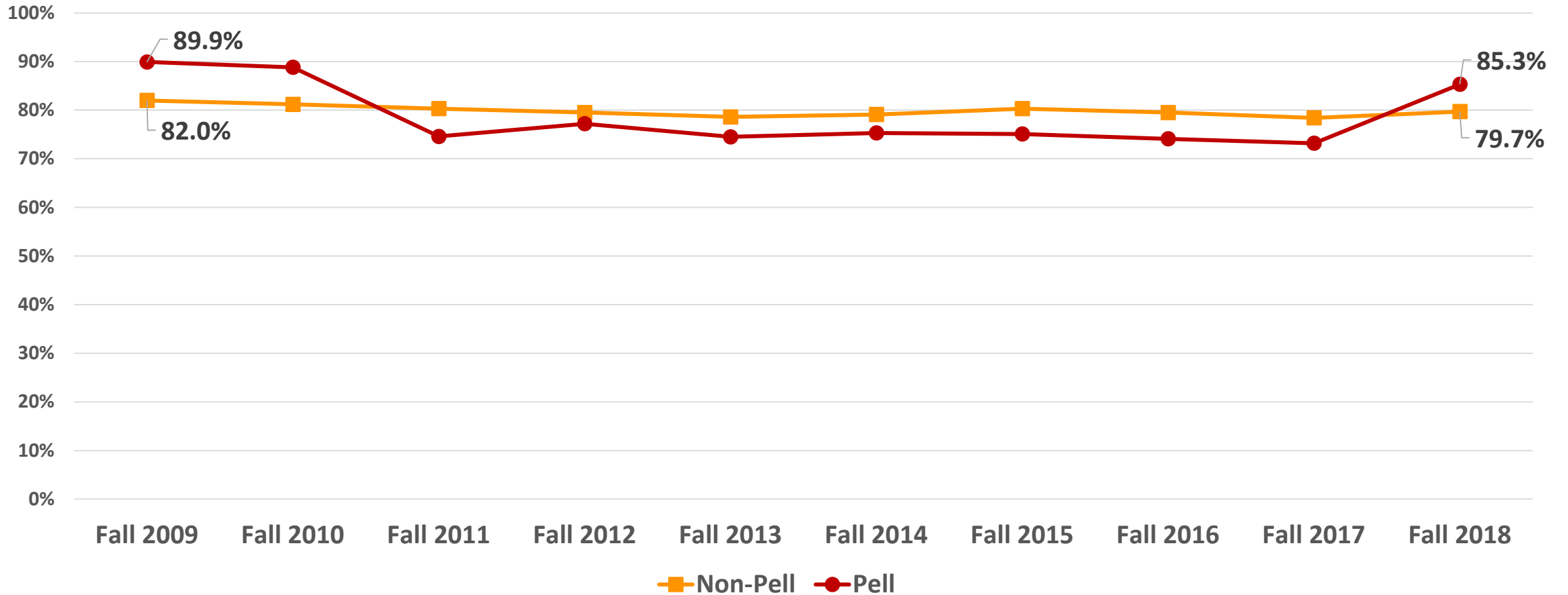
Financial Aid and Student Outcomes

Fall to Spring Persistence



Financial Aid and Student Outcomes

Fall to Spring Persistence



Questions?

