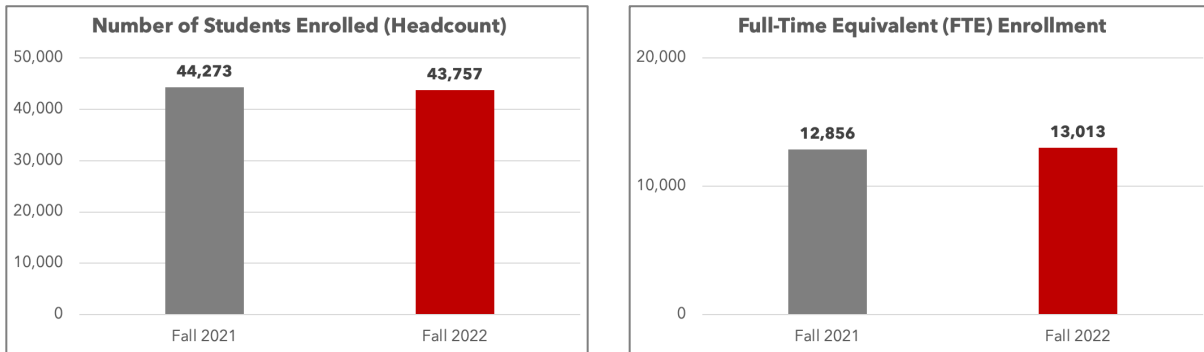
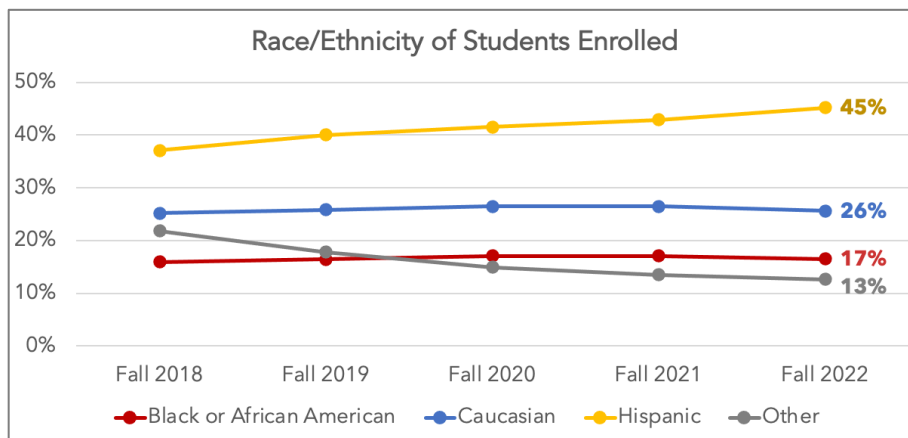


Fall 2022 Enrollment Report

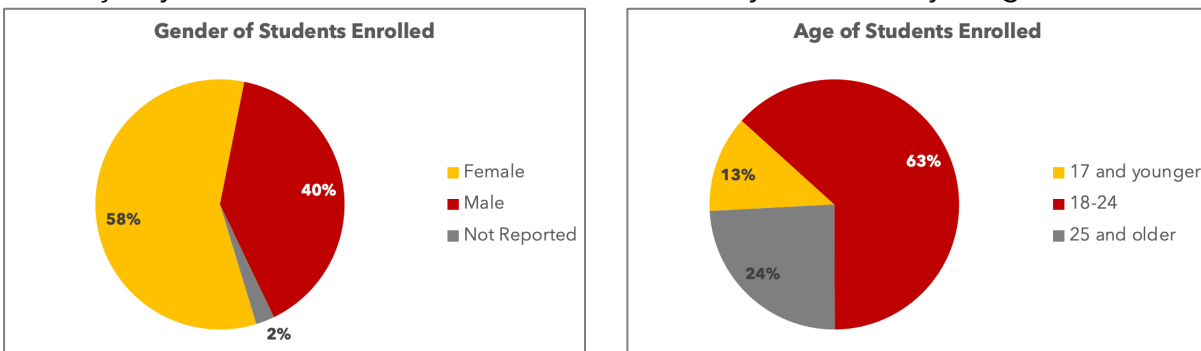
While the total number of students enrolled at Valencia declined slightly from Fall 2021 to Fall 2022, on average students took a higher number of credit hours, resulting in an increase in full-time equivalent (FTE) enrollment of 1.2%.¹



Valencia students continue to reflect the demographics of Orange and Osceola counties. The proportion of Hispanic students enrolled continues to grow, this year at an accelerated pace.



Female students continue to represent the majority of students enrolled. Further, the majority of students enrolled continue to be 24 years old or younger.



¹ Data as of August 31, 2022 and eight days after start of Fall 2021 semester.

First Time in College Student Growth

The number of first time in college (FTIC) students enrolled in Fall 2022 increased by more than 25% over Fall 2021. Growth was significant for FTIC students who graduated both from an Orange County Public School (OCPS) and School District of Osceola (SDOC) high school.

As compared to Fall 2021, FTIC students from OCPS increased by 32% and by 76% for SDOC, largely due to the impact of Osceola Prosper. Applications from FTIC students returned to pre-pandemic levels and our focus on improving students' experience at the front door resulted in a much larger proportion of FTIC applicants enrolling than in prior years.

	OCPS FTIC Applicants	OCPS FTIC Enrolled	OCPS FTIC Enrolled (%)	SDOC FTIC Applicants	SDOC FTIC Enrolled	SDOC FTIC Enrolled (%)
Fall 2019	3,895	2,231	57%	1,629	974	60%
Fall 2020	3,716	1,724	46%	1,506	703	47%
Fall 2021	3,649	1,857	51%	1,567	711	45%
Fall 2022	4,138	2,453	59%	1,876	1,251	67%

Modality and Campus Offerings

Students have returned to campus in large numbers to participate in onsite courses. 24% of students are taking all of their classes onsite, 31% are taking a combination of online and onsite courses, and 45% of students are taking all of their classes online (compared to 67% in Fall 2021).

Overall, 3,353 course sections were offered online, 1,455 were offered onsite, and 1,139 were offered in a mixed mode format. The number of onsite and mixed mode sections varied by campus and student demand:

Campus	Onsite Courses	Mixed Mode Courses
Downtown	103	46
East	544	360
Lake Nona	94	39
Osceola	206	246
Poinciana	68	43
West	422	365
Winter Park	17	40