

VALENCIA COLLEGE

Fall 2017 Enrollment Report

Spring 2017 Enrollment Report

District Board of Trustees

September 27, 2017

# Fall Enrollment

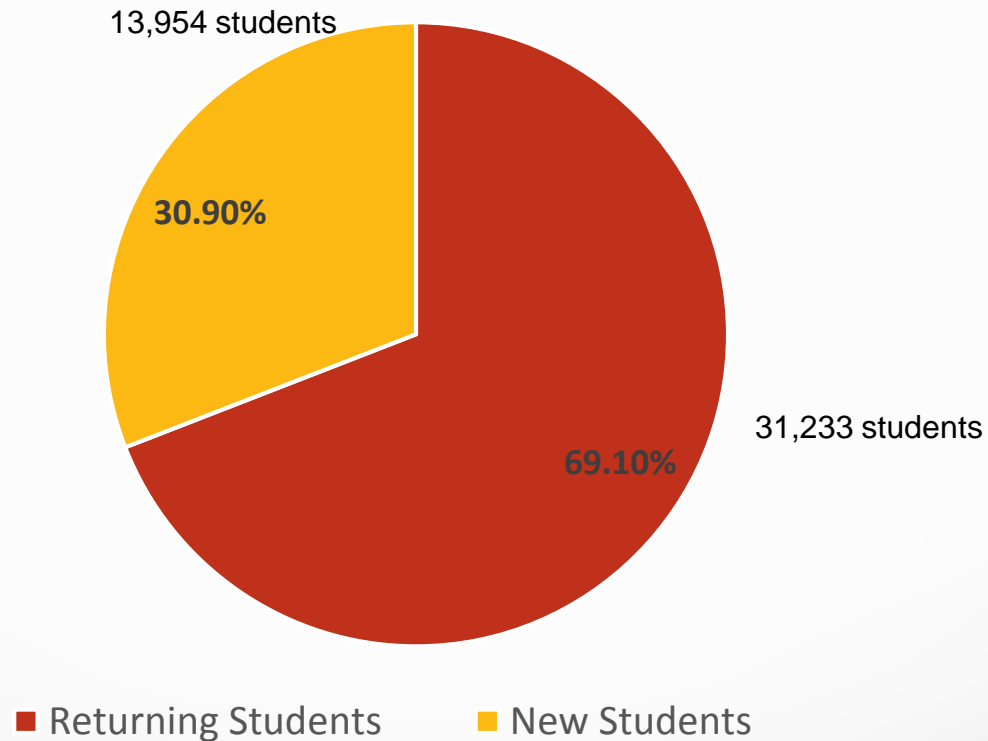
College-wide Headcount	Fall 2016 (Beginning of Term)	Fall 2017 (Beginning of Term)	% Difference
Headcount	44,331	45,187	1.9
FTE	13,146	13,436	2.2

# Fall 2017 Enrollment Beginning of Term

Headcount: 45,187

## Student Characteristics

Headcount:



# Fall 2017 Enrollment Beginning of Term

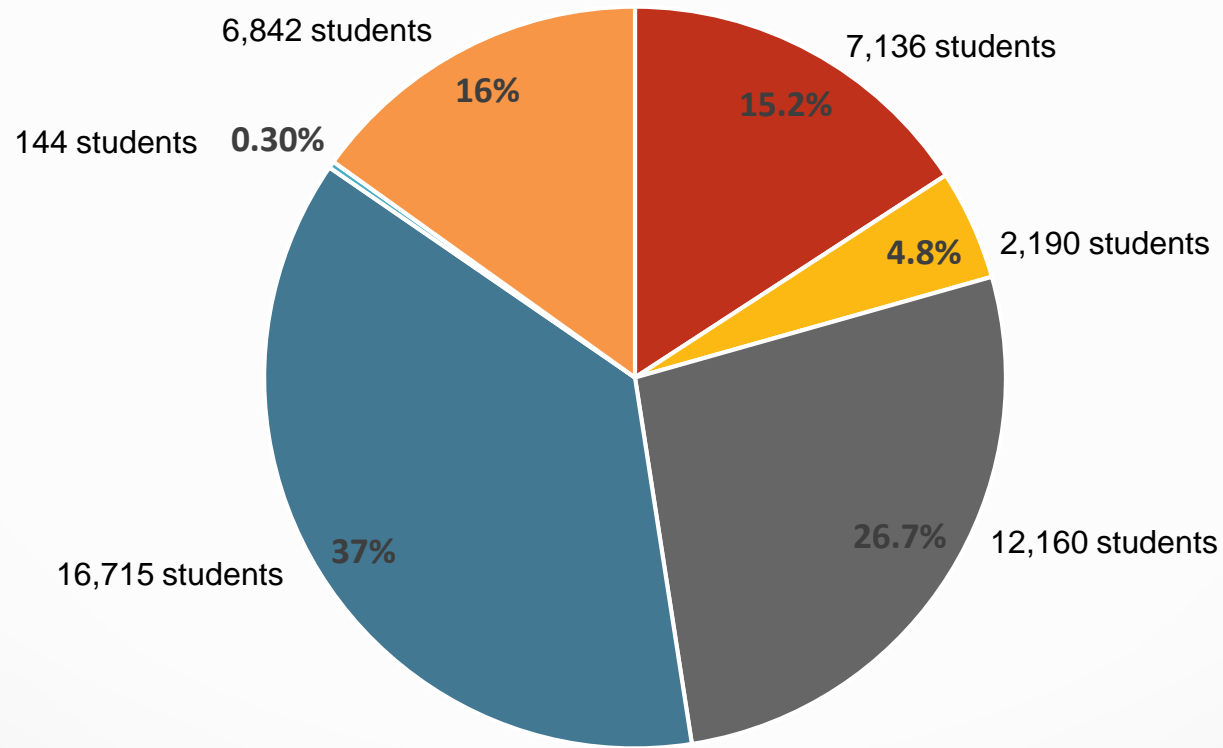
Headcount: 45,187

Other Characteristics	Headcount
Previous Year High School Graduates	7,317 (16.1%)
Age 24 and Younger	29,911 (66.1%)
International Students	1201 (2.6%)
Veterans (receiving VA benefits) New Veteran Students Enrolled	1300 (2.8%) 297 (.6%)

# Fall 2017 Enrollment Beginning of Term

Headcount: 45,187

## Race/Ethnicity Diversity



■ African American  
■ Hispanic

■ Asian/Pacific Islander  
■ Native American

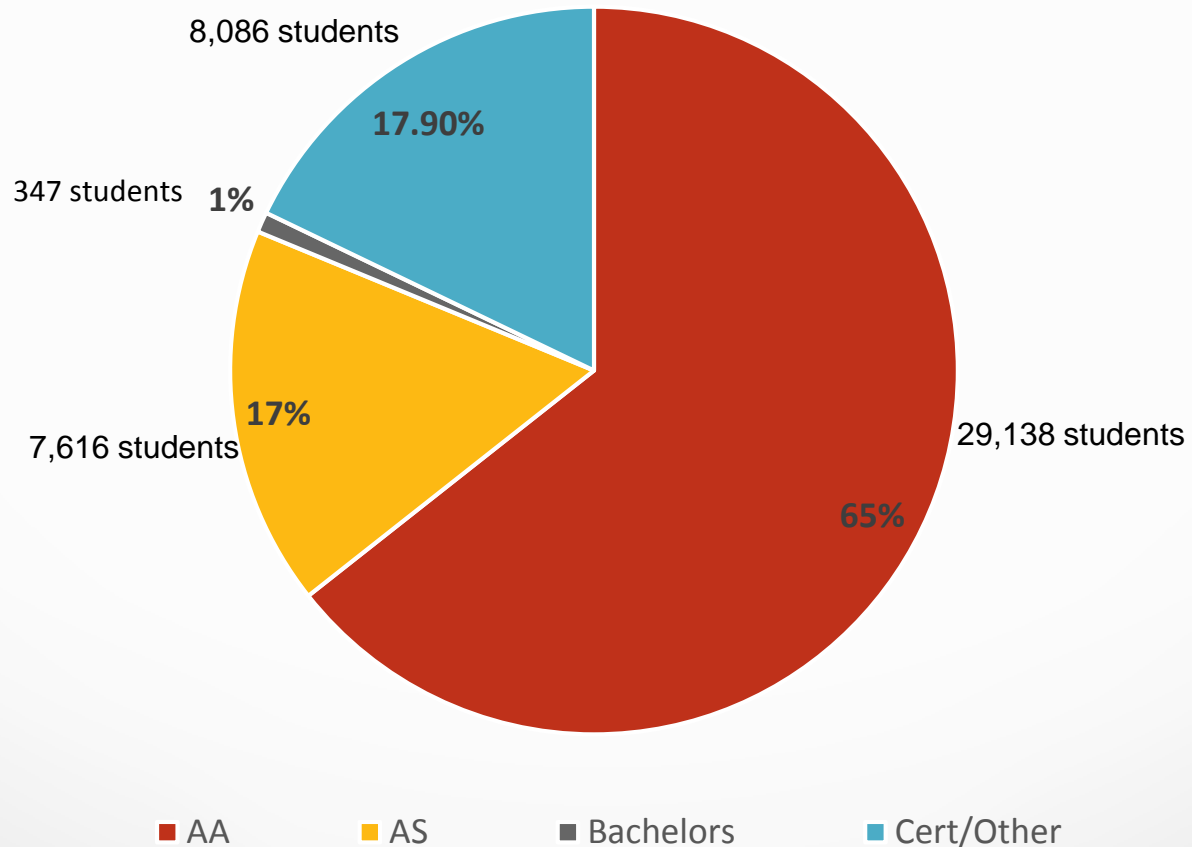
■ Caucasian  
■ Other



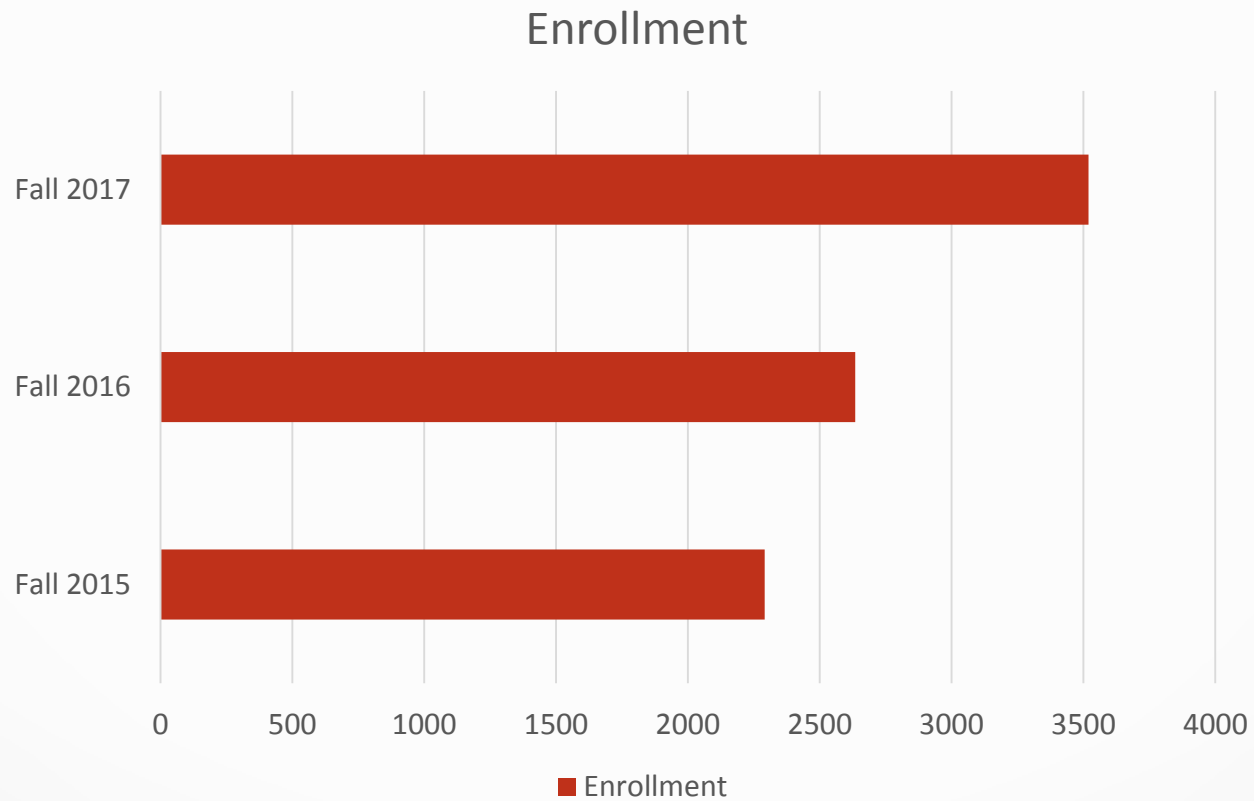
# Fall 2017 Enrollment Beginning of Term

Headcount: 45,187

## Degree/Certificate Seeking: 37,101



# Dual Enrollment Growth



# Fall 2017 Financial Aid Data

	Students Applied for Aid	% of Total Enrolled Students	Total Aid Awarded	Aid Dollars Disbursed so far
<b>As of 9/25/17</b>	28,166	62%	\$132,825,635 (awarded 17-18 year)	\$43,127,337
Grants			\$81,593,401	
Loans			\$44,356,662	
Scholarships			\$6,032,370	
Work-study			\$843,202	



# Questions