

VALENCIA COLLEGE

Spring 2017 Enrollment Report

District Board of Trustees

February 22, 2017

2016 - 2017 Enrollment

College-wide Headcount	2015/2016	2016/2017 (as of 2/6/2017)	Difference
Spring	40,855	40,554	(301) (1%)
Fall	43,752	44,475	723, 1.6%

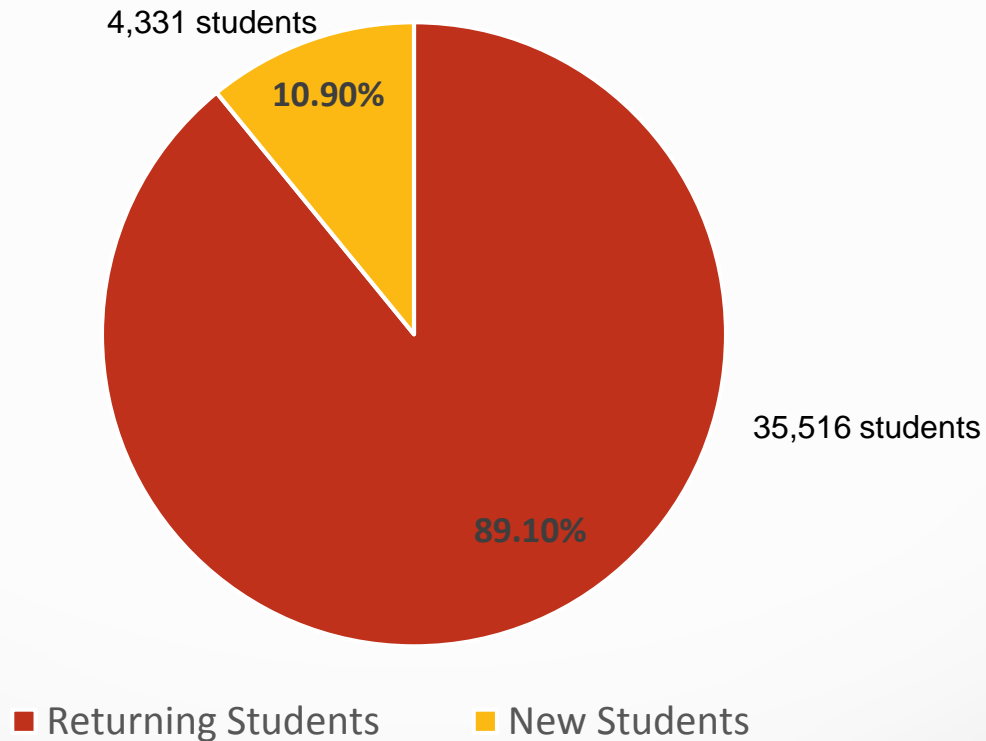
FTE	2015/2016	2016/2017 (as of 2/6/2017)	Difference
Spring	12,001	11,804	(197) (1.6%)
Fall	12,998	13,159	161, 1.2%

Spring 2017 Enrollment Beginning of Term

Headcount: 39,847

Student Characteristics

Headcount: 39,847





Spring 2017 Enrollment Beginning of Term

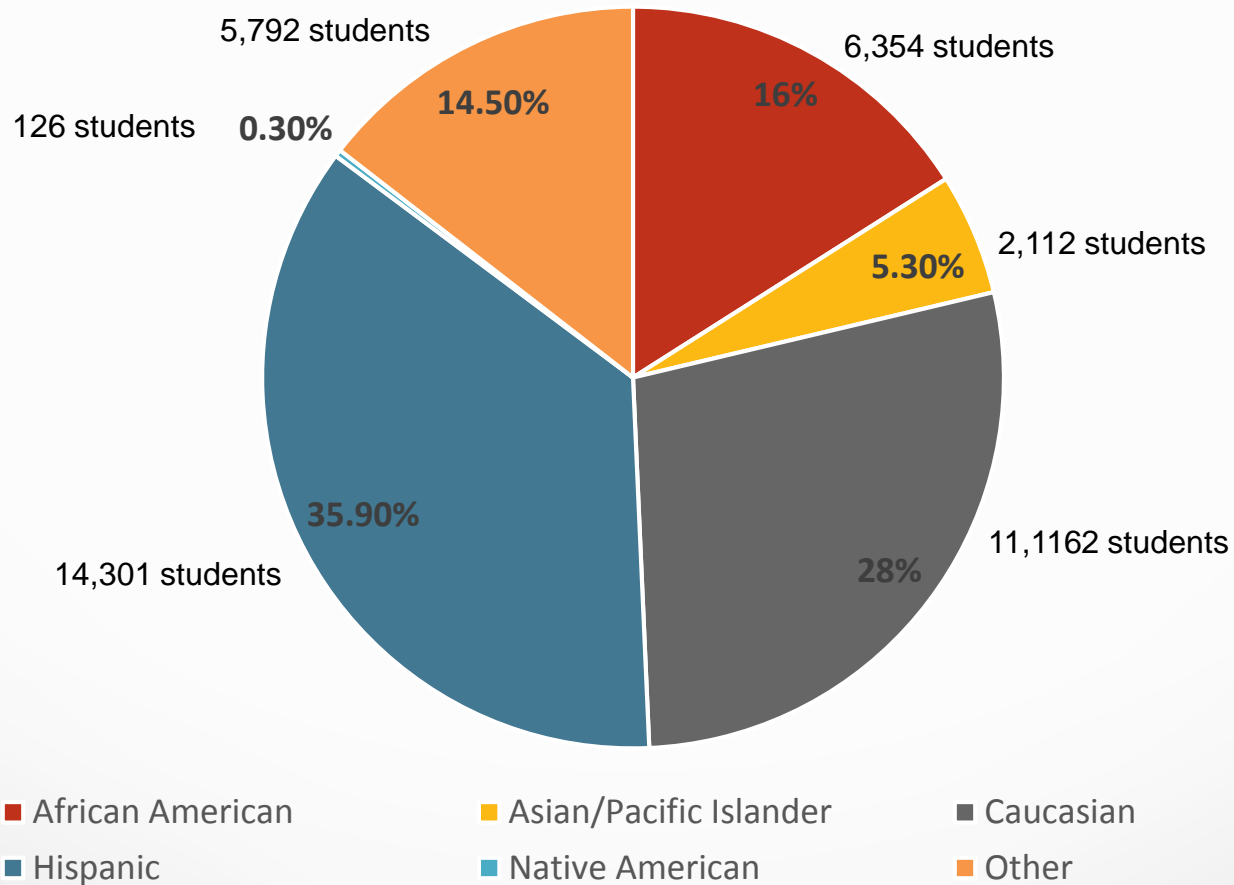
Headcount: 39,847

Other Characteristics	Headcount
Previous Year High School Graduates	6,851
Age 24 and Younger	29,342
International Students	1075 19% + growth
Veterans	1,618

Spring 2017 Enrollment Beginning of Term

Headcount: 39,847

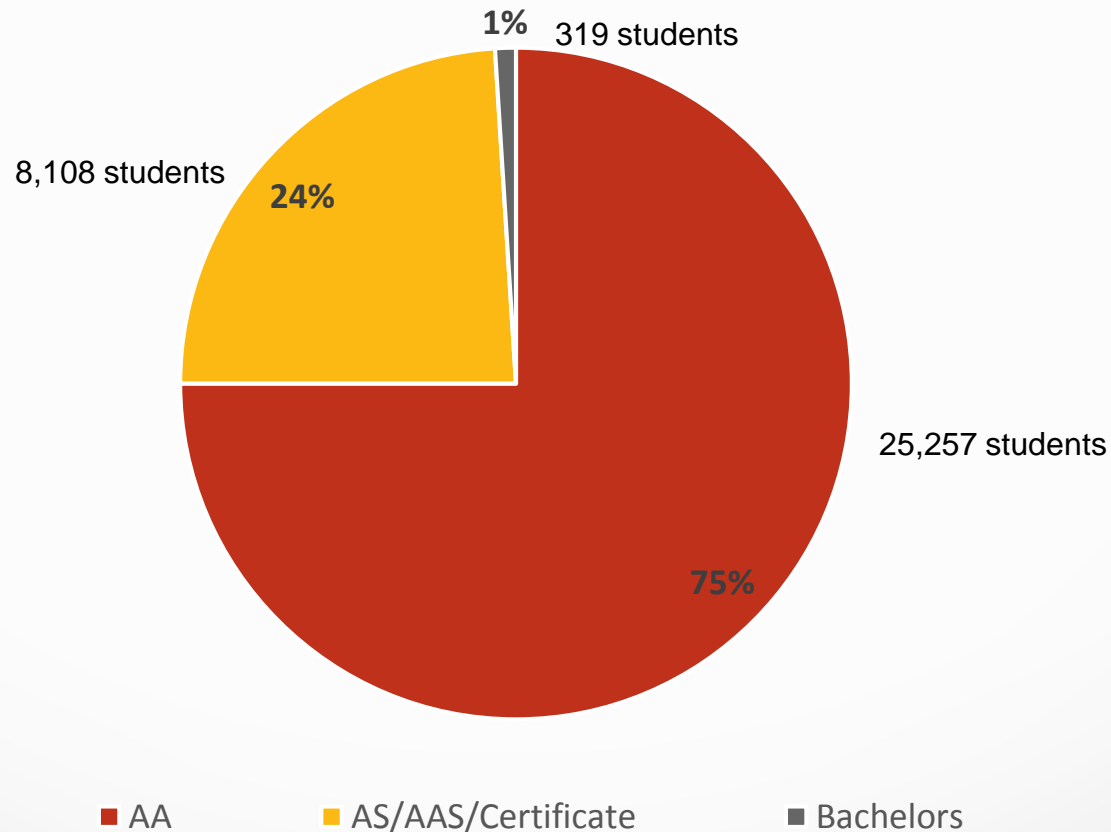
Race/Ethnicity Diversity Enrollment



Spring 2017 Enrollment Beginning of Term

Headcount: 39,847

Degree/Certificate Seeking



Financial Aid Trends

	Students With Aid	% Enrolled in Spring	Total Aid Awarded	Dollars paid to Valencia
YTD 2015-2016	24,438 annual	48%	\$108,963,598	\$49,401,342
Grants			\$60,765,591	
Loans			\$42,482,551	
Scholarships			\$5,463,181	
Work-study			\$252,275	
YTD 2016-2017	23,475 annual	44.5%	\$100,692,651	\$47,397,865
Grants			\$57,020,462	
Loans			\$39,254,736	
Scholarships			\$4,172,815	
Work-study			\$244,638	

Questions