

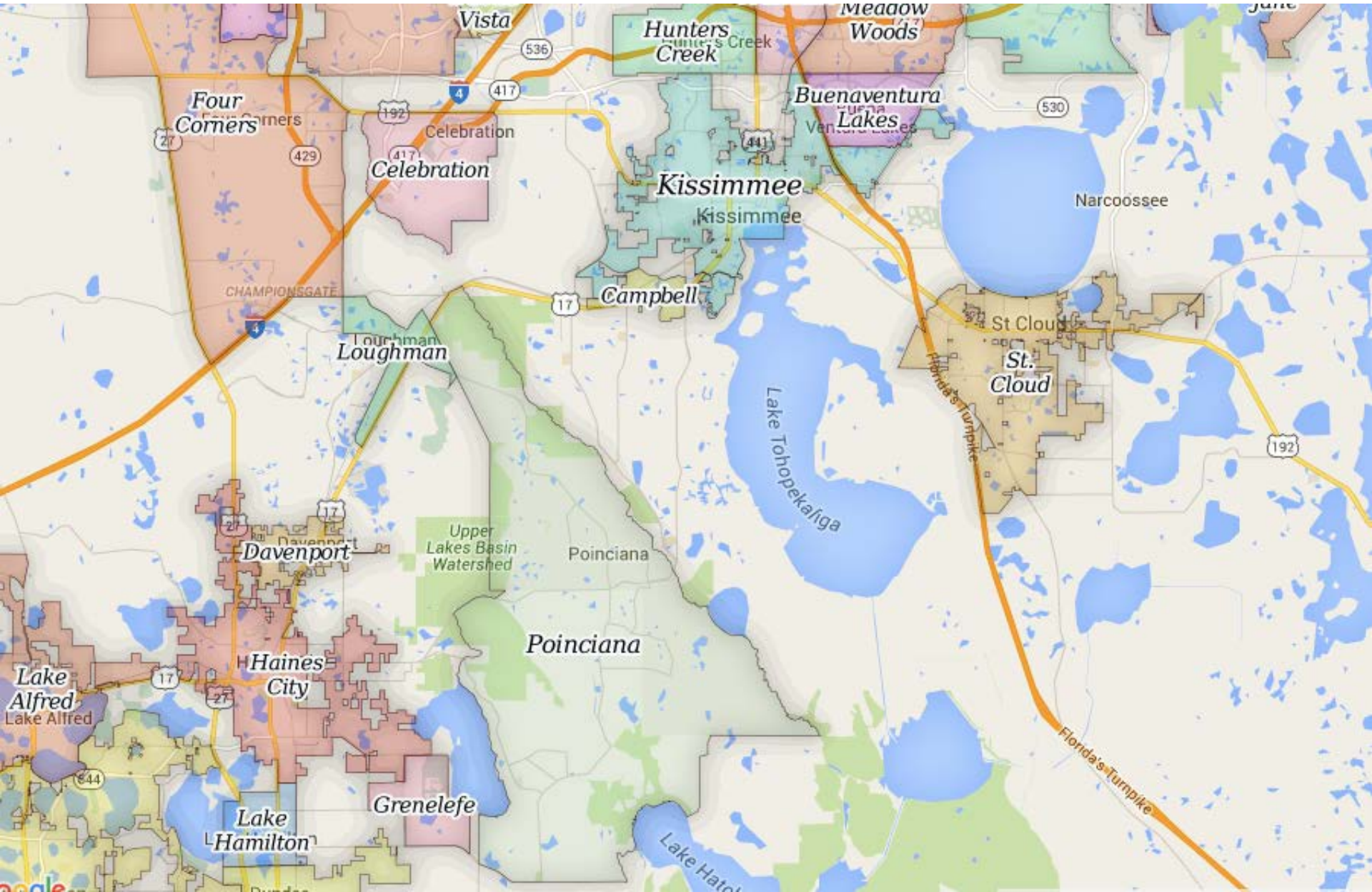


VALENCIA COLLEGE



Poinciana Campus

Poinciana Geography



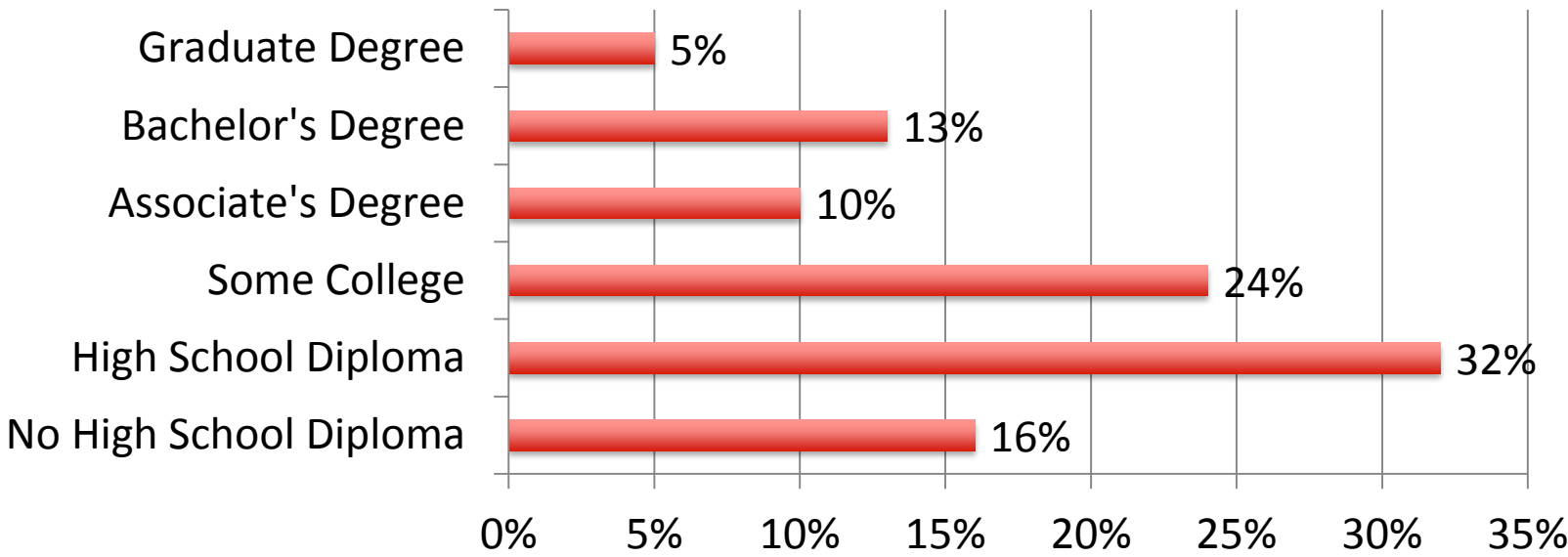
Poinciana Demographics

- 53,193 residents in Poinciana CDP (2010)
- ~80,000 residents in greater Poinciana area
- 51% Hispanic; 25% Black or African American
- Nearly 1 in 4 residents born in Puerto Rico
- 20% born in a different country
- 50% speak language other than English at home

Poinciana Economics

- 19% unemployment rate in 2013
- 18% of families with income below poverty level
- 1/3 of youth live in households below poverty level
- Median family income: \$43,858
- Per capita income: \$15,717
- 1/3 of adults employed in service occupations
- Mean commute time is 43 minutes

Poinciana Educational Attainment



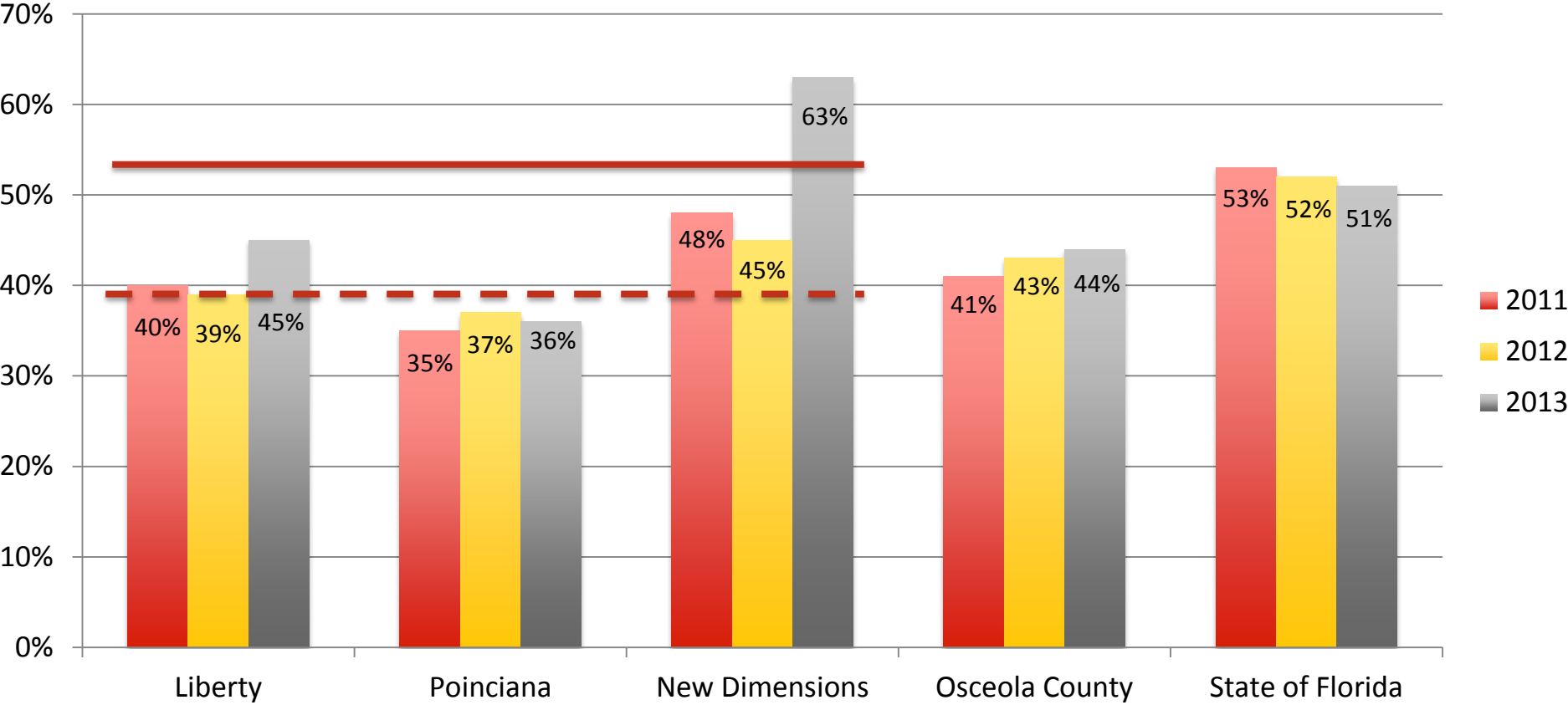
Median Earnings	Poinciana	Florida
High school graduate	\$20,830	\$25,152
Some college or associate's degree	\$26,797	\$31,130
Bachelor's degree	\$33,166	\$43,710
Graduate or professional degree	\$43,839	\$58,961

Osceola County

2011 College-Going Rates

Celebration High School	46.7%
Gateway High School	40.9%
Harmony High School	43.7%
Liberty High School	39.7%
New Dimensions High School	47.8%
Osceola High School	45.5%
Osceola School for the Arts	53.6%
PATHS	66.8%
Poinciana High School	35.0%
St. Cloud High School	48.0%

Poinciana College-Going Rates



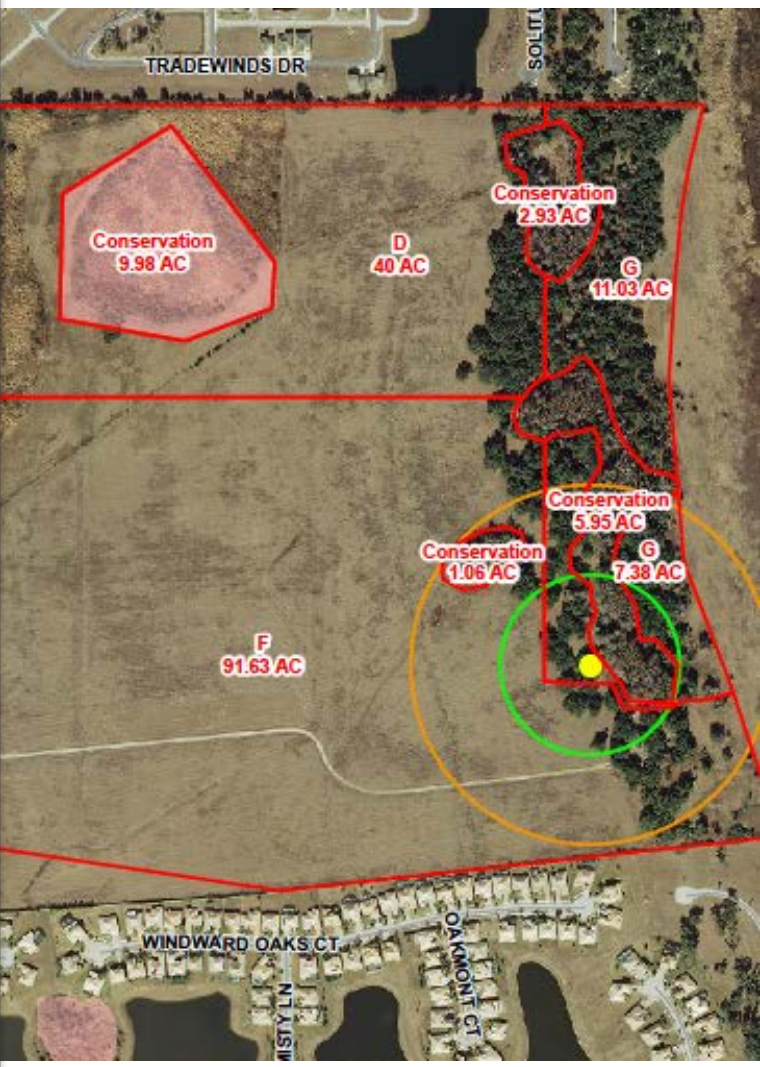
GOAL:

By 2021, the average college-going rate of the high schools serving the Poinciana community (Poinciana, Liberty, and New Dimensions) will exceed 53%.

Poinciana Campus: Location



Poinciana Campus: Master Plan



Poinciana Campus: Building 1

- 12 classrooms
- Culinary teaching kitchen
- Science lab
- Two computer labs
- Library and tutoring center
- Indoor/outdoor café area
- Multipurpose room
- Blackboard Connect

**Projected
Credit Enrollment: 2,500**



VALENCIA COLLEGE

Cohort-Based Schedules

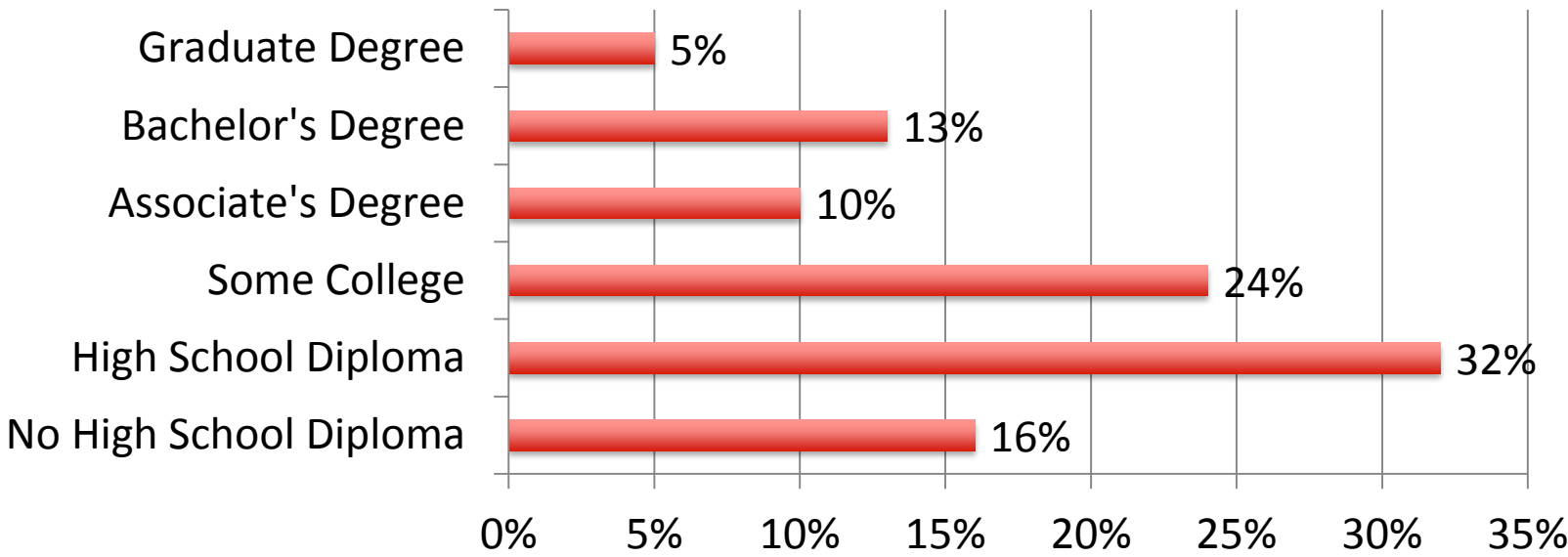
- Rather than “build-your-own-schedule,” students will choose from a selection of “course packages”
- Program course sequence and schedule mapped out in advance for entire length of program to accelerate degree completion
- Cohort programs foster learning communities and supportive environment among students
- Example schedule options may include:
 - A.A. – Monday-Friday – 7:00-10:00 a.m.
 - A.A. – Tuesday/Thursday – 10:00 a.m. – 4:00 p.m.
 - A.S. in Culinary Arts – Monday/Tuesday – 7:00 a.m. – 7:00 p.m.
 - A.S. in Business – Monday-Thursday – 7:00-10:00 p.m.

Proposed Degree Offerings

- Associate in Arts degree (General Studies)
- Associate in Science degrees in:
 - Business Administration
 - Computer Programming
 - Computer Information Technology
 - Criminal Justice Technology
 - Culinary Management
 - Hospitality Management
 - Office Administration
- A number of technical certificates related to A.S. degrees

**DiRECT
CONNECT
TO UCF**

Poinciana Educational Attainment



Median Earnings	Poinciana	Florida
High school graduate	\$20,830	\$25,152
Some college or associate's degree	\$26,797	\$31,130
Bachelor's degree	\$33,166	\$43,710
Graduate or professional degree	\$43,839	\$58,961

Proposed Continuing Education Offerings

- Intensive English Program
- English for Speakers of Other Languages
- Spanish
- Portuguese



Projected Enrollment:
1,619 over first three years

VALENCIA COLLEGE

Proposed Continuing Education Offerings

- Basic Welding
- Construction – Basics
- Construction – Special Topics
- Certified Logistics Program
- Commercial Truck Driving
- Gardening
- Medical Coding
- Weekend Home Improvements



Projected Enrollment:
978 over first three years

VALENCIA COLLEGE



VALENCIA COLLEGE

