

IPEDS 2022-23 Data Collection System

IPEDS HELP DESK (877) 225-2568 | ipedshelp@rti.org
OMB NO. 1850-0582 v.30 : Approval Expires 8/31/2025
User ID: P1381871

Fall Enrollment 2022-23

Institution: Valencia College (138187)

User ID: P1381871

Overview

Fall Enrollment Overview

The Fall Enrollment component collects student enrollment counts by level of student, enrollment status, gender and race/ethnicity. In addition, first-time students' fall-to-fall retention rates and the student-to-faculty ratio are collected. Enrollment by age is required in odd-numbered years, and enrollment by residence of first-time undergraduates is required in even-numbered years.

Institutions operating on a traditional academic year calendar (semester, trimester, quarter, or 4-1-4) report Fall enrollment as of the institution's official fall reporting date or October 15. Institutions operating on a calendar that differs by program or that enrolls students on a continuous basis (referred to as program reporters) report Fall enrollment as students enrolled any time during the period August 1 and October 31.

Data reporting reminders:

- Report data to accurately reflect the time period corresponding with the IPEDS survey component, even if such reporting is seemingly inconsistent with prior year reporting.
- Part B, Enrollment of students by age, is optional this year.
- Part C, Residence of first-time degree/certificate-seeking undergraduates, is required this year.
- For reporting students studying in consortium agreements, please refer to the Resource page at <https://nces.ed.gov/ipeds/report-your-data/data-tip-sheet-reporting-data-consortium-institutions>.

Changes in reporting:

The following changes were implemented for the 2022-23 data collection period:

- The "Nonresident alien" terminology has been changed to "U.S. Nonresident" but should include the same category of students.
- A question about gender has been added after Part A – Fall Enrollment Summary to collect information about students for whom gender does not fit the binary gender (Men/Women) categories provided. **Institutions should still allocate those students to the Men/Women categories in other screens of the survey component at this time.** New FAQs have been added to help institutions with this reporting.
- References to summer term were changed to summer session.
- FAQ #8 on consistent reporting of EF, E12, and OM has been updated for clarification.

Resources:

- To download the survey materials for this component: [Survey Materials](#)
- To access your prior year data submission for this component: [Reported Data](#)

If you have questions about completing this survey, please contact the **IPEDS Help Desk at 1-877-225-2568**.

Institution: Valencia College (138187)

Part Selection

Completion of Part B (Enrollment of Students by Age) is optional this year.

Do you wish to complete Part B this year?

If you select 'Yes', you will be expected to complete the Part B screens.

If you select 'No', you will skip Part B.

- No, I will not complete Part B
- Yes, I will complete Part B

Institution: Valencia College (138187)

Fall Enrollment - CIP CODE Selection


Indicate which of the following fields of study are offered by your institution. In addition to reporting total undergraduate and graduate fall enrollments every year, in even-numbered years you are to report the subset of enrollments that fall within each of the CIP codes listed below.

Fields for which enrollment was reported for Fall 2020 have already been checked; please make sure all listed fields that are offered by your institution are checked.

Note: CIP codes listed below may not reflect all fields of study offered by your institution, therefore the subset of enrollments by CIP codes selected may not sum to your institution's total fall enrollment.

UNDERGRADUATE AND GRADUATE FIELDS	
<input checked="" type="checkbox"/>	13.0000 – Education
<input type="checkbox"/>	14.0000 – Engineering
<input checked="" type="checkbox"/>	26.0000 – Biological and Biomedical Sciences
<input type="checkbox"/>	27.0000 – Mathematics
<input type="checkbox"/>	40.0000 – Physical Sciences
<input checked="" type="checkbox"/>	52.0000 – Business, Management, Marketing, and Related Support Services
<input type="checkbox"/>	None of the above

Yes, I confirm that I reviewed the fields of study are offered by my institution above.

 You may use the box below to provide additional context for the data you have reported above. Context notes will be posted on the College Navigator website. Therefore, you should write all context notes using proper grammar (e.g., complete sentences with punctuation) and common language that can be easily understood by students and parents (e.g., spell out acronyms).

Institution: Valencia College (138187)

User ID: P1381871

Part A - Fall Enrollment for Full-Time Undergraduate Students

Enrollment as of the institution's **official fall reporting date** or as of **October 15, 2022**

Full-time Undergraduate Students

Reporting Reminders:

- Report Hispanic/Latino individuals of any race as Hispanic/Latino
- Report race for non-Hispanic/Latino individuals only
- Even though Teacher Preparation certificate programs may require a bachelor's degree for admission, they are considered subbaccalaureate undergraduate programs, and students in these programs are undergraduate students.

Men

Enrolled for <u>credit</u>	Degree/certificate-seeking			Total degree/certificate-seeking	Non-degree/ non-certificate-seeking	Total, Full-time <u>undergraduate</u> students
	First-time	Non-first-time				
		Transfer-in	Continuing/ Returning			
<u>U.S. Nonresident</u>	181	59	350	590	6	596
<u>Hispanic/Latino</u>	1,207	181	1,109	2,497	287	2,784
<u>American Indian or Alaska Native</u>	4	0	5	9	3	12
<u>Asian</u>	128	15	173	316	95	411
<u>Black or African American</u>	367	92	406	865	54	919
<u>Native Hawaiian or Other Pacific Islander</u>	3	0	8	11	0	11
<u>White</u>	619	187	869	1,675	263	1,938
Two or more races	103	26	91	220	35	255
<u>Race and ethnicity unknown</u>	23	11	87	121	23	144
Total men	<input checked="" type="checkbox"/> 2,635	571	3,098	6,304	766	7,070
Total men prior year	1,962	544	3,002	5,508	715	6,223

Women

Enrolled for <u>credit</u>	Degree/certificate-seeking			Total degree/certificate-seeking	Non-degree/ non-certificate-seeking	Total, Full-time <u>undergraduate</u> students
	First-time	Non-first-time				
		Transfer-in	Continuing/ Returning			
<u>U.S. Nonresident</u>	225	65	434	724	16	740
<u>Hispanic/Latino</u>	1,586	236	1,634	3,456	410	3,866
<u>American Indian or Alaska Native</u>	7	1	6	14	2	16
<u>Asian</u>	139	22	165	326	109	435
<u>Black or African American</u>	477	124	695	1,296	115	1,411
<u>Native Hawaiian or Other Pacific Islander</u>	5	1	17	23	2	25
<u>White</u>	599	224	891	1,714	349	2,063
Two or more races	101	26	117	244	57	301
<u>Race and ethnicity unknown</u>	31	10	94	135	50	185
Total women	<input checked="" type="checkbox"/> 3,170	709	4,053	7,932	1,110	9,042
Total women prior year	2,304	619	4,229	7,152	1,206	8,358

Grand total (men+women)	5,805	1,280	7,151	14,236	1,876	16,112
Grand total (men+women) prior year	4,266	1,163	7,231	12,660	1,921	14,581

Institution: Valencia College (138187)

User ID: P1381871

Part A - Fall Enrollment for Full-Time Undergraduate Students: CIP CODE:13.0000

Enrollment as of the institution's **official fall reporting date** or as of **October 15, 2022**

CIP CODE: 13.0000 – Education

Full-time undergraduate students

- Report Hispanic/Latino individuals of any race as Hispanic/Latino
- Report race for non-Hispanic/Latino individuals only

Men

Enrolled for <u>credit</u>	Degree/certificate-seeking			Total degree/certificate-seeking	Non-degree/ non-certificate-seeking	Total, Full-time <u>undergraduate</u> students
	First-time	Non-first-time				
		Transfer-in	Continuing/ Returning			
U.S. Nonresident	<input type="text"/>	<input type="text" value="0"/>	<input type="text" value="0"/>	0	<input type="text"/>	0
Hispanic/Latino	<input type="text"/>	<input type="text" value="0"/>	<input type="text" value="0"/>	0	<input type="text"/>	0
American Indian or Alaska Native	<input type="text"/>	<input type="text" value="0"/>	<input type="text" value="0"/>	0	<input type="text"/>	0
Asian	<input type="text"/>	<input type="text" value="0"/>	<input type="text" value="0"/>	0	<input type="text"/>	0
Black or African American	<input type="text"/>	<input type="text" value="0"/>	<input type="text" value="1"/>	1	<input type="text"/>	1
Native Hawaiian or Other Pacific Islander	<input type="text"/>	<input type="text" value="0"/>	<input type="text" value="0"/>	0	<input type="text"/>	0
White	<input type="text"/>	<input type="text" value="1"/>	<input type="text" value="0"/>	1	<input type="text"/>	1
Two or more races	<input type="text"/>	<input type="text" value="0"/>	<input type="text" value="0"/>	0	<input type="text"/>	0
Race and ethnicity unknown	<input type="text"/>	<input type="text" value="0"/>	<input type="text" value="0"/>	0	<input type="text"/>	0
Total men	0	1	1	2	0	2

Women

Enrolled for <u>credit</u>	Degree/certificate-seeking			Total degree/certificate-seeking	Non-degree/ non-certificate-seeking	Total, Full-time <u>undergraduate</u> students
	First-time	Non-first-time				
		Transfer-in	Continuing/ Returning			
U.S. Nonresident	<input type="text"/>	<input type="text" value="0"/>	<input type="text" value="0"/>	0	<input type="text"/>	0
Hispanic/Latino	<input type="text"/>	<input type="text" value="0"/>	<input type="text" value="1"/>	1	<input type="text"/>	1
American Indian or Alaska Native	<input type="text"/>	<input type="text" value="0"/>	<input type="text" value="0"/>	0	<input type="text"/>	0
Asian	<input type="text"/>	<input type="text" value="1"/>	<input type="text" value="0"/>	1	<input type="text"/>	1
Black or African American	<input type="text"/>	<input type="text" value="0"/>	<input type="text" value="1"/>	1	<input type="text"/>	1
Native Hawaiian or Other Pacific Islander	<input type="text"/>	<input type="text" value="0"/>	<input type="text" value="0"/>	0	<input type="text"/>	0
White	<input type="text"/>	<input type="text" value="3"/>	<input type="text" value="2"/>	5	<input type="text"/>	5
Two or more races	<input type="text"/>	<input type="text" value="0"/>	<input type="text" value="0"/>	0	<input type="text"/>	0
Race and ethnicity unknown	<input type="text"/>	<input type="text" value="0"/>	<input type="text" value="0"/>	0	<input type="text"/>	0
Total women	0	4	4	8	0	8
Grand total (men+women)	0	5	5	10	0	10
Grand total (men+women) 2020-21			42	42		42

Institution: Valencia College (138187)

User ID: P1381871

Part A - Fall Enrollment for Full-Time Undergraduate Students: CIP CODE:26.0000

Enrollment as of the institution's **official fall reporting date** or as of **October 15, 2022**

CIP CODE: 26.0000 – Biological and Biomedical Sciences

Full-time undergraduate students

- Report Hispanic/Latino individuals of any race as Hispanic/Latino
- Report race for non-Hispanic/Latino individuals only

Men

Enrolled for <u>credit</u>	Degree/certificate-seeking			Total degree/certificate-seeking	Non-degree/ non-certificate-seeking	Total, Full-time <u>undergraduate</u> students
	First-time	Non-first-time				
		Transfer-in	Continuing/ Returning			
U.S. Nonresident	0			0		0
Hispanic/Latino				0		0
American Indian or Alaska Native				0		0
Asian				0		0
Black or African American				0		0
Native Hawaiian or Other Pacific Islander				0		0
White				0		0
Two or more races				0		0
Race and ethnicity unknown				0		0
Total men	0	0	0	0	0	0

Women

Enrolled for <u>credit</u>	Degree/certificate-seeking			Total degree/certificate-seeking	Non-degree/ non-certificate-seeking	Total, Full-time <u>undergraduate</u> students
	First-time	Non-first-time				
		Transfer-in	Continuing/ Returning			
U.S. Nonresident				0		0
Hispanic/Latino				0		0
American Indian or Alaska Native				0		0
Asian				0		0
Black or African American				0		0
Native Hawaiian or Other Pacific Islander				0		0
White				0		0
Two or more races				0		0
Race and ethnicity unknown				0		0
Total women	0	0	0	0	0	0

Grand total (men+women)	0	0	0	0	0	0
Grand total (men+women) 2020-21			1	1		1

Institution: Valencia College (138187)

User ID: P1381871

Part A - Fall Enrollment for Full-Time Undergraduate Students: CIP CODE:52.0000

Enrollment as of the institution's **official fall reporting date** or as of **October 15, 2022**

CIP CODE: 52.0000 – Business, Management, Marketing and Related Support Services

Full-time undergraduate students

- Report Hispanic/Latino individuals of any race as Hispanic/Latino
- Report race for non-Hispanic/Latino individuals only

Men

Enrolled for <u>credit</u>	Degree/certificate-seeking			Total degree/certificate-seeking	Non-degree/ non-certificate-seeking	Total, <u>Full-time</u> <u>undergraduate</u> students
	<u>First-time</u>	<u>Non-first-time</u>				
		<u>Transfer-in</u>	<u>Continuing/ Returning</u>			
<u>U.S. Nonresident</u>	9	4	50	63		63
<u>Hispanic/Latino</u>	34	12	131	177		177
<u>American Indian or Alaska Native</u>	0	0	0	0		0
<u>Asian</u>	4	0	18	22		22
<u>Black or African American</u>	14	13	60	87		87
<u>Native Hawaiian or Other Pacific Islander</u>	0	0	0	0		0
<u>White</u>	21	6	112	139		139
Two or more races	2	3	13	18		18
<u>Race/ethnicity unknown</u>	0	1	9	10		10
Total men	84	39	393	516	0	516

Women

Enrolled for <u>credit</u>	Degree/certificate-seeking			Total degree/certificate-seeking	Non-degree/ non-certificate-seeking	Total, <u>Full-time</u> <u>undergraduate</u> students
	<u>First-time</u>	<u>Non-first-time</u>				
		<u>Transfer-in</u>	<u>Continuing/ Returning</u>			
<u>U.S. Nonresident</u>	16	7	86	109		109
<u>Hispanic/Latino</u>	38	14	241	293		293
<u>American Indian or Alaska Native</u>	1	0	0	1		1
<u>Asian</u>	2	0	12	14		14
<u>Black or African American</u>	16	7	131	154		154
<u>Native Hawaiian or Other Pacific Islander</u>	1	0	1	2		2
<u>White</u>	20	17	165	202		202
Two or more races	3	0	15	18		18
<u>Race/ethnicity unknown</u>	1	5	10	16		16
Total women	98	50	661	809	0	809
Grand total (men+women)	182	89	1,054	1,325	0	1,325
Grand total (men+women) 2020-21	366	108	1,089	1,563		1,563

Institution: Valencia College (138187)

User ID: P1381871

Part A - Fall Enrollment for Part-time Undergraduate Students

Enrollment as of the institution's **official fall reporting date** or as of **October 15, 2022**

Part-time Undergraduate Students

Reporting Reminders:

- Report Hispanic/Latino individuals of any race as Hispanic/Latino
- Report race for non-Hispanic/Latino individuals only
- Even though Teacher Preparation certificate programs may require a bachelor's degree for admission, they are considered subbaccalaureate undergraduate programs, and students in these programs are undergraduate students.

Men

Enrolled for <u>credit</u>	Degree/certificate-seeking			Total degree/certificate-seeking	Non-degree/ non-certificate-seeking	Total, <u>part-time</u> <u>undergraduate</u> students
	First-time	Non-first-time				
		Transfer-in	Continuing/ Returning			
<u>U.S. Nonresident</u>	109	16	288	413	32	445
<u>Hispanic/Latino</u>	705	167	2,611	3,483	770	4,253
<u>American Indian or Alaska Native</u>	3	1	20	24	6	30
<u>Asian</u>	59	23	318	400	225	625
<u>Black or African American</u>	272	90	1,110	1,472	235	1,707
<u>Native Hawaiian or Other Pacific Islander</u>	4	2	13	19	3	22
<u>White</u>	252	201	1,690	2,143	720	2,863
Two or more races	39	27	185	251	78	329
<u>Race and ethnicity unknown</u>	22	11	211	244	143	387
Total men	1,465	538	6,446	8,449	2,212	10,661
Total men prior year	1,231	543	7,210	8,984	2,153	11,137

Women

Enrolled for <u>credit</u>	Degree/certificate-seeking			Total degree/certificate-seeking	Non-degree/ non-certificate-seeking	Total, <u>part-time</u> <u>undergraduate</u> students
	First-time	Non-first-time				
		Transfer-in	Continuing/ Returning			
<u>U.S. Nonresident</u>	131	28	467	626	65	691
<u>Hispanic/Latino</u>	968	312	4,488	5,768	1,217	6,985
<u>American Indian or Alaska Native</u>	5	2	30	37	8	45
<u>Asian</u>	71	31	386	488	257	745
<u>Black or African American</u>	380	177	2,004	2,561	482	3,043
<u>Native Hawaiian or Other Pacific Islander</u>	4	1	22	27	4	31
<u>White</u>	336	290	2,273	2,899	1,073	3,972
Two or more races	58	31	307	396	129	525
<u>Race and ethnicity unknown</u>	19	26	335	380	180	560
Total women	1,972	898	10,312	13,182	3,415	16,597
Total women prior year	1,774	1,013	11,700	14,487	3,394	17,881

Grand total (men+women)	3,437	1,436	16,758	21,631	5,627	27,258
Grand total (men+women) prior year	3,005	1,556	18,910	23,471	5,547	29,018

Institution: Valencia College (138187)

User ID: P1381871

Part A - Fall Enrollment for Part-time Undergraduate Students: CIP CODE:13.0000

Enrollment as of the institution's **official fall reporting date** or as of **October 15, 2022**

CIP CODE: 13.0000 – Education

Part-time undergraduate students

- Report Hispanic/Latino individuals of any race as Hispanic/Latino
- Report race for non-Hispanic/Latino individuals only

Men

Enrolled for <u>credit</u>	Degree/certificate-seeking			Total degree/certificate-seeking	Non-degree/ non-certificate-seeking	Total, <u>part-time</u> <u>undergraduate</u> students
	<u>First-time</u>	<u>Non-first-time</u>				
		<u>Transfer-in</u>	<u>Continuing/ Returning</u>			
<u>U.S. Nonresident</u>	<input type="text"/>	<input type="text" value="0"/>	<input type="text" value="0"/>	0	<input type="text"/>	0
<u>Hispanic/Latino</u>	<input type="text"/>	<input type="text" value="1"/>	<input type="text" value="4"/>	5	<input type="text"/>	5
<u>American Indian or Alaska Native</u>	<input type="text"/>	<input type="text" value="0"/>	<input type="text" value="0"/>	0	<input type="text"/>	0
<u>Asian</u>	<input type="text"/>	<input type="text" value="0"/>	<input type="text" value="0"/>	0	<input type="text"/>	0
<u>Black or African American</u>	<input type="text"/>	<input type="text" value="1"/>	<input type="text" value="2"/>	3	<input type="text"/>	3
<u>Native Hawaiian or Other Pacific Islander</u>	<input type="text"/>	<input type="text" value="0"/>	<input type="text" value="0"/>	0	<input type="text"/>	0
<u>White</u>	<input type="text"/>	<input type="text" value="8"/>	<input type="text" value="9"/>	17	<input type="text"/>	17
Two or more races	<input type="text"/>	<input type="text" value="0"/>	<input type="text" value="1"/>	1	<input type="text"/>	1
<u>Race/ethnicity unknown</u>	<input type="text"/>	<input type="text" value="0"/>	<input type="text" value="0"/>	0	<input type="text"/>	0
Total men	0	10	16	26	0	26

Women

Enrolled for <u>credit</u>	Degree/certificate-seeking			Total degree/certificate-seeking	Non-degree/ non-certificate-seeking	Total, <u>part-time</u> <u>undergraduate</u> students
	<u>First-time</u>	<u>Non-first-time</u>				
		<u>Transfer-in</u>	<u>Continuing/ Returning</u>			
<u>U.S. Nonresident</u>	<input type="text"/>	<input type="text" value="0"/>	<input type="text" value="1"/>	1	<input type="text"/>	1
<u>Hispanic/Latino</u>	<input type="text"/>	<input type="text" value="5"/>	<input type="text" value="20"/>	25	<input type="text"/>	25
<u>American Indian or Alaska Native</u>	<input type="text"/>	<input type="text" value="0"/>	<input type="text" value="0"/>	0	<input type="text"/>	0
<u>Asian</u>	<input type="text"/>	<input type="text" value="3"/>	<input type="text" value="3"/>	6	<input type="text"/>	6
<u>Black or African American</u>	<input type="text"/>	<input type="text" value="0"/>	<input type="text" value="7"/>	7	<input type="text"/>	7
<u>Native Hawaiian or Other Pacific Islander</u>	<input type="text"/>	<input type="text" value="0"/>	<input type="text" value="1"/>	1	<input type="text"/>	1
<u>White</u>	<input type="text"/>	<input type="text" value="14"/>	<input type="text" value="34"/>	48	<input type="text"/>	48
Two or more races	<input type="text"/>	<input type="text" value="1"/>	<input type="text" value="0"/>	1	<input type="text"/>	1
<u>Race/ethnicity unknown</u>	<input type="text"/>	<input type="text" value="0"/>	<input type="text" value="0"/>	0	<input type="text"/>	0
Total women	0	23	66	89	0	89
Grand total (men+women)	0	33	82	115	0	115
Grand total (men+women) 2020-21			71	71		71

Institution: Valencia College (138187)

User ID: P1381871

Part A - Fall Enrollment for Part-time Undergraduate Students: CIP CODE:26.0000

Enrollment as of the institution's **official fall reporting date** or as of **October 15, 2022**

CIP CODE: 26.0000 – Biological and Biomedical Sciences

Part-time undergraduate students

- Report Hispanic/Latino individuals of any race as Hispanic/Latino
- Report race for non-Hispanic/Latino individuals only

Men

Enrolled for <u>credit</u>	Degree/certificate-seeking			Total degree/certificate-seeking	Non-degree/ non-certificate-seeking	Total, <u>part-time</u> <u>undergraduate</u> students
	<u>First-time</u>	<u>Non-first-time</u>				
		<u>Transfer-in</u>	<u>Continuing/ Returning</u>			
<u>U.S. Nonresident</u>	0			0		0
<u>Hispanic/Latino</u>				0		0
<u>American Indian or Alaska Native</u>				0		0
<u>Asian</u>				0		0
<u>Black or African American</u>				0		0
<u>Native Hawaiian or Other Pacific Islander</u>				0		0
<u>White</u>				0		0
Two or more races				0		0
<u>Race and ethnicity unknown</u>				0		0
Total men	0	0	0	0	0	0

Women

Enrolled for <u>credit</u>	Degree/certificate-seeking			Total degree/certificate-seeking	Non-degree/ non-certificate-seeking	Total, <u>part-time</u> <u>undergraduate</u> students
	<u>First-time</u>	<u>Non-first-time</u>				
		<u>Transfer-in</u>	<u>Continuing/ Returning</u>			
<u>U.S. Nonresident</u>				0		0
<u>Hispanic/Latino</u>				0		0
<u>American Indian or Alaska Native</u>				0		0
<u>Asian</u>				0		0
<u>Black or African American</u>				0		0
<u>Native Hawaiian or Other Pacific Islander</u>				0		0
<u>White</u>				0		0
Two or more races				0		0
<u>Race and ethnicity unknown</u>				0		0
Total women	0	0	0	0	0	0
Grand total (men+women)	0	0	0	0	0	0
Grand total (men+women) 2020-21	1	1	2	4		4

Institution: Valencia College (138187)

User ID: P1381871

Part A - Fall Enrollment for Part-time Undergraduate Students: CIP CODE:52.0000

Enrollment as of the institution's **official fall reporting date** or as of **October 15, 2022**

CIP CODE: 52.0000 – Business, Management, Marketing and Related Support Services

Part-time undergraduate students

- Report Hispanic/Latino individuals of any race as Hispanic/Latino
- Report race for non-Hispanic/Latino individuals only

Men

Enrolled for <u>credit</u>	Degree/certificate-seeking			Total degree/certificate-seeking	Non-degree/ non-certificate-seeking	Total, <u>part-time</u> <u>undergraduate</u> students
	<u>First-time</u>	<u>Non-first-time</u>				
		<u>Transfer-in</u>	<u>Continuing/ Returning</u>			
<u>U.S. Nonresident</u>	6	3	28	37		37
<u>Hispanic/Latino</u>	41	15	252	308		308
<u>American Indian or Alaska Native</u>	0	1	3	4		4
<u>Asian</u>	2	0	29	31		31
<u>Black or African American</u>	17	6	128	151		151
<u>Native Hawaiian or Other Pacific Islander</u>	0	0	1	1		1
<u>White</u>	13	13	211	237		237
Two or more races	2	5	20	27		27
<u>Race and ethnicity unknown</u>	1	5	8	14		14
Total men	82	48	680	810	0	810

Women

Enrolled for <u>credit</u>	Degree/certificate-seeking			Total degree/certificate-seeking	Non-degree/ non-certificate-seeking	Total, <u>part-time</u> <u>undergraduate</u> students
	<u>First-time</u>	<u>Non-first-time</u>				
		<u>Transfer-in</u>	<u>Continuing/ Returning</u>			
<u>U.S. Nonresident</u>	7	6	55	68		68
<u>Hispanic/Latino</u>	47	29	548	624		624
<u>American Indian or Alaska Native</u>	1	0	4	5		5
<u>Asian</u>	3	4	58	65		65
<u>Black or African American</u>	20	12	284	316		316
<u>Native Hawaiian or Other Pacific Islander</u>	0	0	2	2		2
<u>White</u>	9	25	298	332		332
Two or more races	3	4	34	41		41
<u>Race and ethnicity unknown</u>	0	6	39	45		45
Total women	90	86	1,322	1,498	0	1,498
Grand total (men+women)	172	134	2,002	2,308	0	2,308
Grand total (men+women) 2020-21	215	168	1,962	2,345		2,345

Institution: Valencia College (138187)

Part A - Fall Enrollment for Undergraduate Students Total

Enrollment as of the institution's **official fall reporting date** or as of **October 15, 2022**Undergraduate Students**Men**

Students enrolled for credit	Total full-time undergraduate students	Total part-time undergraduate students	Grand total, all undergraduate students
<u>U.S. Nonresident</u>	596	445	1,041
<u>Hispanic/Latino</u>	2,784	4,253	7,037
<u>American Indian or Alaska Native</u>	12	30	42
<u>Asian</u>	411	625	1,036
<u>Black or African American</u>	919	1,707	2,626
<u>Native Hawaiian or Other Pacific Islander</u>	11	22	33
<u>White</u>	1,938	2,863	4,801
Two or more races	255	329	584
<u>Race and ethnicity unknown</u>	144	387	531
Total men	7,070	10,661	17,731

Women

Students enrolled for credit	Total full-time students	Total part-time students	Grand total, all students
<u>U.S. Nonresident</u>	740	691	1,431
<u>Hispanic/Latino</u>	3,866	6,985	10,851
<u>American Indian or Alaska Native</u>	16	45	61
<u>Asian</u>	435	745	1,180
<u>Black or African American</u>	1,411	3,043	4,454
<u>Native Hawaiian or Other Pacific Islander</u>	25	31	56
<u>White</u>	2,063	3,972	6,035
Two or more races	301	525	826
<u>Race and ethnicity unknown</u>	185	560	745
Total women	9,042	16,597	25,639

Grand Total (men+women)	16,112	27,258	43,370
--------------------------------	---------------	---------------	---------------

Institution: Valencia College (138187)

User ID: P1381871

Part A - Fall Enrollment - Summary - Grand Totals

Fall Enrollment Summary

Men

Students enrolled for credit	Total full-time students	Total part-time students	Grand total, all students
<u>U.S. Nonresident</u>	596	445	1,041
<u>Hispanic/Latino</u>	2,784	4,253	7,037
<u>American Indian or Alaska Native</u>	12	30	42
<u>Asian</u>	411	625	1,036
<u>Black or African American</u>	919	1,707	2,626
<u>Native Hawaiian or Other Pacific Islander</u>	11	22	33
<u>White</u>	1,938	2,863	4,801
Two or more races	255	329	584
<u>Race and ethnicity unknown</u>	144	387	531
Total men	7,070	10,661	17,731

Women

Students enrolled for credit	Total full-time students	Total part-time students	Grand total, all students
<u>U.S. Nonresident</u>	740	691	1,431
<u>Hispanic/Latino</u>	3,866	6,985	10,851
<u>American Indian or Alaska Native</u>	16	45	61
<u>Asian</u>	435	745	1,180
<u>Black or African American</u>	1,411	3,043	4,454
<u>Native Hawaiian or Other Pacific Islander</u>	25	31	56
<u>White</u>	2,063	3,972	6,035
Two or more races	301	525	826
<u>Race and ethnicity unknown</u>	185	560	745
Total women	9,042	16,597	25,639
Grand Total (men+women)	16,112	27,258	43,370

Institution: Valencia College (138187)

Part A - Fall Enrollment - Summary: CIP CODE:13.0000

Fall Enrollment Totals

CIP CODE: 13.0000 – Education

Men

Students enrolled for credit	Total full-time students	Total part-time students	Grand total, all students
<u>U.S. Nonresident</u>	0	0	0
<u>Hispanic/Latino</u>	0	5	5
<u>American Indian or Alaska Native</u>	0	0	0
<u>Asian</u>	0	0	0
<u>Black or African American</u>	1	3	4
<u>Native Hawaiian or Other Pacific Islander</u>	0	0	0
<u>White</u>	1	17	18
Two or more races	0	1	1
<u>Race and ethnicity unknown</u>	0	0	0
Total men	2	26	28

Women

Students enrolled for credit	Total full-time students	Total part-time students	Grand total, all students
<u>U.S. Nonresident</u>	0	1	1
<u>Hispanic/Latino</u>	1	25	26
<u>American Indian or Alaska Native</u>	0	0	0
<u>Asian</u>	1	6	7
<u>Black or African American</u>	1	7	8
<u>Native Hawaiian or Other Pacific Islander</u>	0	1	1
<u>White</u>	5	48	53
Two or more races	0	1	1
<u>Race and ethnicity unknown</u>	0	0	0
Total women	8	89	97

Grand Total (men+women)	10	115	125
--------------------------------	-----------	------------	------------

Institution: Valencia College (138187)

Part A - Fall Enrollment - Summary: CIP CODE:26.0000

Fall Enrollment Totals

CIP CODE: 26.0000 – Biological and Biomedical Sciences

Men

Students enrolled for credit	Total full-time students	Total part-time students	Grand total, all students
<u>U.S. Nonresident</u>	0	0	0
<u>Hispanic/Latino</u>	0	0	0
<u>American Indian or Alaska Native</u>	0	0	0
<u>Asian</u>	0	0	0
<u>Black or African American</u>	0	0	0
<u>Native Hawaiian or Other Pacific Islander</u>	0	0	0
<u>White</u>	0	0	0
Two or more races	0	0	0
<u>Race and ethnicity unknown</u>	0	0	0
Total men	0	0	0

Women

Students enrolled for credit	Total full-time students	Total part-time students	Grand total, all students
<u>U.S. Nonresident</u>	0	0	0
<u>Hispanic/Latino</u>	0	0	0
<u>American Indian or Alaska Native</u>	0	0	0
<u>Asian</u>	0	0	0
<u>Black or African American</u>	0	0	0
<u>Native Hawaiian or Other Pacific Islander</u>	0	0	0
<u>White</u>	0	0	0
Two or more races	0	0	0
<u>Race and ethnicity unknown</u>	0	0	0
Total women	0	0	0

Grand Total (men+women)	0	0	0
--------------------------------	----------	----------	----------

Institution: Valencia College (138187)

User ID: P1381871

Part A - Fall Enrollment - Summary: CIP CODE:52.0000

Fall Enrollment Totals

CIP CODE: 52.0000 – Business, Management, Marketing and Related Support Services

Men

Students enrolled for credit	Total full-time students	Total part-time students	Grand total, all students
<u>U.S. Nonresident</u>	63	37	100
<u>Hispanic/Latino</u>	177	308	485
<u>American Indian or Alaska Native</u>	0	4	4
<u>Asian</u>	22	31	53
<u>Black or African American</u>	87	151	238
<u>Native Hawaiian or Other Pacific Islander</u>	0	1	1
<u>White</u>	139	237	376
Two or more races	18	27	45
<u>Race and ethnicity unknown</u>	10	14	24
Total men	516	810	1,326

Women

Students enrolled for credit	Total full-time students	Total part-time students	Grand total, all students
<u>U.S. Nonresident</u>	109	68	177
<u>Hispanic/Latino</u>	293	624	917
<u>American Indian or Alaska Native</u>	1	5	6
<u>Asian</u>	14	65	79
<u>Black or African American</u>	154	316	470
<u>Native Hawaiian or Other Pacific Islander</u>	2	2	4
<u>White</u>	202	332	534
Two or more races	18	41	59
<u>Race and ethnicity unknown</u>	16	45	61
Total women	809	1,498	2,307

Grand Total (men+women)	1,325	2,308	3,633
--------------------------------	--------------	--------------	--------------

Institution: Valencia College (138187)

User ID: P1381871

Part A - Fall Enrollment- Gender Unknown or another gender than Men/Women categories

Part A - Fall Enrollment - Gender Unknown or another gender than Provided Categories

- The 'gender unknown' category is to report students for whom the institution does not know a gender.
- Institutions should not ask students that do not select a binary gender to allocate themselves to a binary gender category; it is up to the institution to allocate unknown students and students that indicate another gender into the binary categories throughout the forms where required. One commonly used method to allocate students is to use the known portion of men to women.

Of the total students reported, how many students did you allocate to a binary gender category (Men/Women) because their gender was unknown or another gender than the provided categories? If you indicate 'No', your institution should leave the cells in the rows for 'Another gender' blank (i.e., do not report 0). If you indicate 'Yes', but no students identified as another gender, please enter '0'.

Undergraduate students:

- Yes
- No

Of the total students reported, how many students did you allocate to a binary gender category (Men/Women) because their gender was unknown or another gender than the provided categories?

		Number of students
		Undergraduate students
Grand total		43,370
	Gender unknown (i.e., gender information is not known or not collected).	<input type="text" value="0"/>
	Another gender (i.e., gender information is known but does not fall into either of the mutually exclusive binary categories provided [Men/Women]).	<input type="text"/>
	Total of Gender unknown + Another gender	0
	Total of Students for whom gender is known and falls into one of the mutually exclusive binary categories provided [Men/Women]	43,370


Institution: Valencia College (138187)

User ID: P1381871

Part A - Fall Enrollment by Distance Education Status

Enrollment as of the institution's **official fall reporting date** or as of **October 15, 2022**

	Undergraduate Students	
	Degree/certificate-seeking	Non-degree/non-certificate-seeking
i Enrolled <i>exclusively</i> in <u>distance education courses</u>	16,443	4,194
Enrolled in <i>at least one</i> but not all distance education courses	10,746	1,514
<i>Not enrolled</i> in any distance education courses	8,678	1,795
Total (from prior part A screens)	35,867	7,503

 You may use the box below to provide additional context for the data you have reported above. Context notes will be posted on the College Navigator website. Therefore, you should write all context notes using proper grammar (e.g., complete sentences with punctuation) and common language that can be easily understood by students and parents (e.g., spell out acronyms).

Institution: Valencia College (138187)

User ID: P1381871

Part A - Fall Enrollment by Distance Education Status

Of those students *exclusively* enrolled in distance education courses, report the number that are:

		<u>Undergraduate</u> Students	
		<u>Degree/certificate-seeking</u>	Non-degree/non-certificate-seeking
Located in	FL	16,270	4,122
Located in the U.S. but not in	FL	0	0
Located in the U.S. but state/jurisdiction unknown		0	0
Located outside the U.S.		0	0
Location unknown/unreported		173	72
Total students exclusively enrolled in distance education (from section above)		16,443	4,194

Institution: Valencia College (138187)

User ID: P1381871

Part B - Fall Enrollment by Age and Gender for Full-time Undergraduate Students

Enrollment as of the institution's **official fall reporting date** or as of **October 15, 2022**NOTE: These data are **optional** this year.

Age	Full-time Undergraduate Students	
	Men	Women
Under 18	625	1,014
18-19	3,405	4,349
20-21	1,397	1,586
22-24	705	791
25-29	500	570
30-34	222	308
35-39	90	189
40-49	76	169
50-64	35	58
65 and over	0	1
Age unknown/unreported	15	7
Total full-time undergraduate students (from part A)	7,070	9,042

Institution: Valencia College (138187)

User ID: P1381871

Part B - Fall Enrollment by Age and Gender for Part-time Undergraduate Students

Enrollment as of the institution's **official fall reporting date** or as of **October 15, 2022**NOTE: These data are **optional** this year.

Age	Part-time Undergraduate Students	
	Men	Women
Under 18	1,100	1,892
18-19	2,289	3,219
20-21	2,462	3,280
22-24	1,867	2,642
25-29	1,361	2,143
30-34	648	1,243
35-39	368	817
40-49	355	922
50-64	184	391
65 and over	18	34
Age unknown/unreported	9	14
Total part-time undergraduate students (from part A)	10,661	16,597


Institution: Valencia College (138187)

User ID: P1381871

Part C - Screening Question

Did any of your **first-time degree/certificate-seeking undergraduate** students (reported in Part A) enroll within 12 months of graduating high school or receiving their GED?

- No, we do not have any first-time students who enrolled within 12 months of their high school graduation.
- Yes, we have first-time students who enrolled within 12 months of their high school graduation.

 You may use the box below to provide additional context for the data you have reported above. Context notes will be posted on the College Navigator website. Therefore, you should write all context notes using proper grammar (e.g., complete sentences with punctuation) and common language that can be easily understood by students and parents (e.g., spell out acronyms).

Institution: Valencia College (138187)

User ID: P1381871

Part C - Residence of First-time Undergraduates

Enrollment as of the institution's **official fall reporting date** or as of **October 15, 2022**

Enter **at least one** zero, where applicable, to verify that the screen has not been skipped.

State of <u>residence</u> when student was first admitted	FIPS Code	i Total <u>first-time</u> degree/certificate-seeking undergraduates (1)	Of students in column 1, those who enrolled within 12 months of high school graduation or receiving their GED (2)
Alabama	01	<input type="text" value="2"/>	<input type="text" value="1"/>
Alaska	02	<input type="text"/>	<input type="text"/>
Arizona	04	<input type="text" value="1"/>	<input type="text" value="1"/>
Arkansas	05	<input type="text"/>	<input type="text"/>
California	06	<input type="text" value="2"/>	<input type="text" value="1"/>
Colorado	08	<input type="text" value="4"/>	<input type="text" value="3"/>
Connecticut	09	<input type="text" value="7"/>	<input type="text" value="6"/>
Delaware	10	<input type="text"/>	<input type="text"/>
District of Columbia	11	<input type="text" value="1"/>	<input type="text" value="1"/>
Florida	12	<input type="text" value="7,777"/>	<input type="text" value="6,283"/>
Georgia	13	<input type="text" value="11"/>	<input type="text" value="6"/>
Hawaii	15	<input type="text" value="1"/>	<input type="text" value="0"/>
Idaho	16	<input type="text"/>	<input type="text"/>
Illinois	17	<input type="text" value="16"/>	<input type="text" value="12"/>
Indiana	18	<input type="text"/>	<input type="text"/>
Iowa	19	<input type="text"/>	<input type="text"/>
Kansas	20	<input type="text" value="1"/>	<input type="text" value="1"/>
Kentucky	21	<input type="text" value="1"/>	<input type="text" value="0"/>
Louisiana	22	<input type="text"/>	<input type="text"/>
Maine	23	<input type="text"/>	<input type="text"/>

Institution: Valencia College (138187)

User ID: P1381871

Part C - Residence of First-time Undergraduates

Enrollment as of the institution's **official fall reporting date** or as of **October 15, 2022**Enter **at least one** zero, where applicable, to verify that the screen has not been skipped.


State of <u>residence</u> when student was first admitted	FIPS Code	Total <u>first-time</u> degree/certificate-seeking undergraduates (1)	Of students in column 1, those who enrolled within 12 months of high school graduation or receiving their GED (2)
Maryland	24	<input type="text" value="2"/>	<input type="text" value="1"/>
Massachusetts	25	<input type="text" value="4"/>	<input type="text" value="4"/>
Michigan	26	<input type="text" value="3"/>	<input type="text" value="1"/>
Minnesota	27	<input type="text" value="3"/>	<input type="text" value="1"/>
Mississippi	28	<input type="text" value=""/>	<input type="text" value=""/>
Missouri	29	<input type="text" value="6"/>	<input type="text" value="3"/>
Montana	30	<input type="text" value=""/>	<input type="text" value=""/>
Nebraska	31	<input type="text" value="1"/>	<input type="text" value="1"/>
Nevada	32	<input type="text" value=""/>	<input type="text" value=""/>
New Hampshire	33	<input type="text" value="1"/>	<input type="text" value="1"/>
New Jersey	34	<input type="text" value="14"/>	<input type="text" value="13"/>
New Mexico	35	<input type="text" value="1"/>	<input type="text" value="1"/>
New York	36	<input type="text" value="27"/>	<input type="text" value="20"/>
North Carolina	37	<input type="text" value="6"/>	<input type="text" value="1"/>
North Dakota	38	<input type="text" value=""/>	<input type="text" value=""/>
Ohio	39	<input type="text" value="4"/>	<input type="text" value="4"/>
Oklahoma	40	<input type="text" value="1"/>	<input type="text" value="0"/>
Oregon	41	<input type="text" value=""/>	<input type="text" value=""/>
Pennsylvania	42	<input type="text" value="11"/>	<input type="text" value="10"/>
Rhode Island	44	<input type="text" value="1"/>	<input type="text" value="0"/>

Part C - Residence of First-time Undergraduates

Enrollment as of the institution's **official fall reporting date** or as of **October 15, 2022**

Enter **at least one** zero, where applicable, to verify that the screen has not been skipped.

State of <u>residence</u> when student was first admitted	FIPS Code	Total <u>first-time</u> degree/certificate-seeking undergraduates (1)	Of students in column 1, those who enrolled within 12 months of high school graduation or receiving their GED (2)
South Carolina	45	<input type="text" value="5"/>	<input type="text" value="5"/>
South Dakota	46	<input type="text"/>	<input type="text"/>
Tennessee	47	<input type="text" value="2"/>	<input type="text" value="1"/>
Texas	48	<input type="text" value="12"/>	<input type="text" value="9"/>
Utah	49	<input type="text" value="1"/>	<input type="text" value="1"/>
Vermont	50	<input type="text"/>	<input type="text"/>
Virginia	51	<input type="text" value="10"/>	<input type="text" value="7"/>
Washington	53	<input type="text" value="2"/>	<input type="text" value="0"/>
West Virginia	54	<input type="text" value="2"/>	<input type="text" value="0"/>
Wisconsin	55	<input type="text" value="3"/>	<input type="text" value="2"/>
Wyoming	56	<input type="text" value="1"/>	<input type="text" value="1"/>
<u>State Unknown</u>	57	<input type="text"/>	<input type="text"/>
American Samoa	60	<input type="text"/>	<input type="text"/>
Federated States of Micronesia	64	<input type="text"/>	<input type="text"/>
Guam	66	<input type="text"/>	<input type="text"/>
Marshall Islands	68	<input type="text"/>	<input type="text"/>
Northern Marianas	69	<input type="text"/>	<input type="text"/>
Palau	70	<input type="text"/>	<input type="text"/>
Puerto Rico	72	<input type="text" value="1"/>	<input type="text" value="1"/>
Virgin Islands	78	<input type="text" value="5"/>	<input type="text" value="5"/>
Foreign Countries	90	<input checked="" type="checkbox"/> <input type="text" value="308"/>	<input type="text" value="103"/>
Residence unknown/unreported	98	<input type="text" value="981"/>	<input type="text"/>
Total first-time degree/certificate-seeking undergraduates (from Part A)		9,242	6,511

 You may use the box below to provide additional context for the data you have reported above. Context notes will be posted on the College Navigator website. Therefore, you should write all context notes using proper grammar (e.g., complete sentences with punctuation) and common language that can be easily understood by students and parents (e.g., spell out acronyms).

Institution: Valencia College (138187)

User ID: P1381871

Part D - Total Undergraduate Entering Class

Total Undergraduate Entering Class, Fall 2022

D1	Total full-time, first-time degree/certificate-seeking <u>undergraduates</u> from Part A (GR <u>cohort</u>)	5,805
D2	Total <u>first-time</u> degree/certificate-seeking undergraduates (full-time + part-time) from Part A	9,242
D3	Total <u>transfer-in (non-first-time entering)</u> , degree/certificate-seeking undergraduates (full-time + part-time) from Part A	2,716
D4	Total <u>non-degree/non-certificate-seeking</u> undergraduates (full-time + part-time) from Part A	7,503
D5	Of the total non-degree/non-certificate-seeking undergraduates displayed on line D4, the number that are new to the institution in Fall 2022	956
D6	Total <u>entering students</u> at the undergraduate level Note: This is calculated as first-time students (line D2) + students transferring to the institution (line D3) + non-degree/non-certificate-seeking undergraduates entering in Fall 2022 (line D5).	12,914
D7	Percentage of undergraduate entering class represented by your GR <u>cohort</u> (line D1/line D6)	45

Institution: Valencia College (138187)

User ID: P1381871

Part E - First-time Bachelor's Cohort Retention Rates (Full-time)

Retention Rates - Full-time, First-time Bachelor's Cohort from Fall 2021


Academic reporters determine the cohort and retention as of the institution's official fall reporting date or as of October 15. Program reporters determine the cohort with enrollment any time between August 1 and October 31, 2021 and retention based on August 1, 2022.

The retention rate is calculated by the system after clicking "Save" on the screen. Exclusions are subtracted from and inclusions are added to the original cohort and the resulting adjusted cohort is used for calculating the retention rate.

Retention Data Reporting Reminders:

- Include only **full-time, first-time bachelor's** students in this cohort.
- Determine the full-time cohort using Fall 2021 status (e.g., if a student was full-time in Fall 2021, report them in the full-time cohort regardless of their Fall 2022 status).
- If there are no students to report in the cohort, enter zero. Do not leave the field blank.
- Report in the exclusions box (line E2a) the number of students from the cohort who left the institution for any of the following reasons: died or were totally and permanently disabled; to serve in the armed forces (including those called to active duty); to serve with a foreign aid service of the Federal Government (e.g., Peace Corps); or to serve on official church missions.
- Report in the inclusion box (line E2b) first-time bachelor's-seeking study abroad students who were excluded from the first-time cohort (line E1) but who have re-enrolled at the institution their second year.

FULL-TIME, FIRST-TIME BACHELOR'S COHORT RETENTION:			Prior year data (Fall 2020 cohort)	
E1	Full-time, first-time Fall 2021 bachelor's cohort	<input type="text" value="0"/>	0	
E2a	<u>Exclusions</u> from the Fall 2021 cohort	<input type="text" value="0"/>	0	
E2b	Inclusion to the Fall 2021 cohort	<input type="text" value="0"/>	0	
E3	Adjusted Fall 2021 cohort (line E1- E2a + E2b)	0	0	
E4	Students from Fall 2021 cohort still enrolled as of Fall 2022	<input type="text" value="0"/>	0	
E5	Full-time, first-time Fall 2021 bachelor's cohort retention rate (line E4 / line E3)		%	%

 The notes below provide context for the data you've reported above and **may** be posted on the College Navigator website. Choose one option that best explains your data or choose "Not Applicable" if you do not wish to provide context notes. If none of the options provided explain your institution's data, then choose "Other" and write your own context notes. Therefore, you should write all context notes using proper grammar (e.g., complete sentences with punctuation) and common language that can be easily understood by students and parents (e.g., spell out acronyms).

Institution: Valencia College (138187)

User ID: P1381871

Part E - First-time Bachelor's Cohort Retention Rates (Part-time)

Retention Rates - Part-time, First-time Bachelor's Cohort from Fall 2021


Academic reporters determine the cohort and retention as of the institution's official fall reporting date or as of October 15. Program reporters determine the cohort with enrollment any time between August 1 and October 31, 2021 and retention based on August 1, 2022.

The retention rate is calculated by the system after clicking "Save" on the screen. Exclusions are subtracted from the original cohort and the resulting adjusted cohort is used for calculating the retention rate.

Retention Data Reporting Reminders:

- Include only **part-time, first-time bachelor's** students in this cohort.
- Determine part-time using Fall 2021 attendance status (e.g., if a student was part-time in Fall 2021, report them in the part-time cohort regardless of their Fall 2022 status).
- If there are no students to report in the cohort, enter zero. Do not leave the field blank.
- Report in the exclusions box (line E7a) the number of students from the cohort who left the institution for any of the following reasons: died or were totally and permanently disabled; to serve in the armed forces (including those called to active duty); to serve with a foreign aid service of the Federal Government (e.g., Peace Corps); or to serve on official church missions.
- Report in the inclusion box (line E7b) first-time bachelor's-seeking study abroad students who were excluded from the first-time cohort (line E6) but who have re-enrolled at the institution their second year.

PART-TIME, FIRST-TIME BACHELOR'S COHORT RETENTION:			Prior year data (Fall 2020 cohort)	
E6	Part-time, first-time Fall 2021 bachelor's cohort	<input type="text" value="0"/>	0	
E7a	<u>Exclusions</u> from the Fall 2021 cohort	<input type="text" value="0"/>	0	
E7b	Inclusions to the Fall 2021 cohort	<input type="text" value="0"/>	0	
E8	Adjusted Fall 2021 cohort (line E6 - E7a + E7b)	0	0	
E9	Students from Fall 2021 cohort still enrolled as of Fall 2022	<input type="text" value="0"/>	0	
E10	Part-time, first-time Fall 2021 bachelor's cohort retention rate (line E9 / line E8)		%	%

 The notes below provide context for the data you've reported above and **may** be posted on the College Navigator website. Choose one option that best explains your data or choose "Not Applicable" if you do not wish to provide context notes. If none of the options provided explain your institution's data, then choose "Other" and write your own context notes. Therefore, you should write all context notes using proper grammar (e.g., complete sentences with punctuation) and common language that can be easily understood by students and parents (e.g., spell out acronyms).

Institution: Valencia College (138187)

Part F - Student-to-Faculty Ratio

Student-to-Faculty Ratio

Please provide your institution's student-to-faculty ratio (i.e., student-to-instructional staff) for undergraduate programs for Fall 2022. The student-to-faculty ratio and any accompanying context that is provided will be displayed on College Navigator.

Note: Logic in this item is similar to item I-2 from the Common Data Set data collection.

Click [here](#) to use a worksheet to help you determine the student-to-faculty ratio

Student-to-faculty ratio


23

to 1

Student-to-faculty ratio prior year

19

to 1

 You may use the box below to provide additional context for the data you have reported above. Context notes will be posted on the College Navigator website. Therefore, you should write all context notes using proper grammar (e.g., complete sentences with punctuation) and common language that can be easily understood by students and parents (e.g., spell out acronyms).

Prepared by

Reporting Reminders:

- The name of the preparer is being collected so that we can follow up with the appropriate person in the event that there are questions concerning the data.
- The Keyholder will be copied on all email correspondence to other preparers.
- The time it took to prepare this component is being collected so that we can continue to improve our estimate of the reporting burden associated with IPEDS.
- Please include in your estimate the time it took for you to review instructions, query and search data sources, complete and review the component, and submit the data through the Data Collection System.
- Thank you for your assistance.

This survey component was prepared by:

<input type="radio"/>	Keyholder	<input type="radio"/>	SFA Contact	<input type="radio"/>	HR Contact
<input type="radio"/>	Finance Contact	<input type="radio"/>	Academic Library Contact	<input type="radio"/>	Other
Name: <input type="text"/>					
Email: <input type="text"/>					

How many staff from your institution only were involved in the data collection and reporting process of this survey component?

Number of Staff (including yourself)

How many hours did you and others from your institution only spend on each of the steps below when responding to this survey component?
Exclude the hours spent collecting data for state and other reporting purposes.

Staff member	Collecting Data Needed	Revising Data to Match IPEDS Requirements	Entering Data	Revising and Locking Data
Your office	<input type="text"/> hours	<input type="text"/> hours	<input type="text"/> hours	<input type="text"/> hours
Other offices	<input type="text"/> hours	<input type="text"/> hours	<input type="text"/> hours	<input type="text"/> hours

Institution: Valencia College (138187)

User ID: P1381871

Summary

Fall Enrollment Survey Summary

IPEDS collects important information regarding your institution. All data reported in IPEDS survey components become available in the IPEDS Data Center and appear as aggregated data in various Department of Education reports. Additionally, some of the reported data appears specifically for your institution through the College Navigator website and is included in your institution's Data Feedback Report (DFR). The purpose of this summary is to provide you an opportunity to view some of the data that, when accepted through the IPEDS quality control process, will appear on the College Navigator website and/or your DFR. College Navigator is updated approximately three months after the data collection period closes and Data Feedback Reports will be available through the [Data Center](#) and sent to your institution's CEO in November 2023.

Please review your data for accuracy. If you have questions about the data displayed below after reviewing the data reported on the survey screens, please contact the IPEDS Help Desk at: 1-877-225-2568 or ipedshelp@rti.org.

Four-Year Institutions without Graduate Students

Undergraduate Student Enrollment	
Total enrollment	43,370
Transfer-in enrollment	2,716
Student-to-faculty ratio	23 to 1

Undergraduate Student Characteristics	
Percent of undergraduates who are female	59%
Percent of undergraduates who are full-time	37%
Percent of undergraduates by race/ethnicity:	
American Indian or Alaska Native	0%
Asian	5%
Black or African American	16%
Hispanic/Latino	41%
Native Hawaiian or Pacific Islander	0%
White	25%
Two or More Races	3%
Race and ethnicity unknown	3%
U.S. Nonresident	6%
Percent of first-time degree/certificate seeking students from in state	84%
Percent of first-time degree/certificate seeking students from out-of-state	2%
Percent of first-time degree/certificate seeking students from foreign countries	3%
Percent of first-time degree/certificate seeking students residency unknown	11%

Undergraduate Retention and Graduation Rate Cohort	
First-time, full-time bachelor's seeking student retention rate	N/A
First-time, part-time bachelor's seeking student retention rate	N/A
Graduation rate cohort as percent of total entering students	45%

Edit Report

Fall Enrollment

Source	Description	Severity	Resolved	Options
Screen: Part A - Fall Enrollment for Full-Time Undergraduate Students				
Upload File	The number entered is outside the expected range when compared with the prior year value. Please correct your data or explain. (Error #6304)	Explanation	Yes	
Reason	We have verified the amount and feel that this is accurate based on the IPEDS fall enrollment verification reports.			
Upload File	The number entered is outside the expected range when compared with the prior year value. Please correct your data or explain. (Error #6304)	Explanation	Yes	
Reason	We have verified the amount and feel that this is accurate based on the IPEDS fall enrollment verification reports.			
Screen: Part C - Residence of First-time Undergraduates				
Upload File	The reported number of first-time students from a foreign country (308) is significantly different from the reported number of first-time U.S. Nonresident students from Part A (646). We would expect most individuals who are not permanent residents of the United States to be applying from foreign countries, so we expect these two values should be more similar. Please correct your data or explain the discrepancy. (Error #6827)	Explanation	Yes	
Reason	We have verified the amount and feel that this is accurate based on the IPEDS fall enrollment verification reports.			